


Name _____

Fold back the paper along the dotted line. Write the words in the blanks as they are read aloud. When you finish the test, unfold the paper. Use the list at the right to correct any spelling mistakes.



- | | |
|----------------------------------|------------|
| 1. _____ | 1. sum |
| 2. _____ | 2. flat |
| 3. _____ | 3. plum |
| 4. _____ | 4. bell |
| 5. _____ | 5. grim |
| 6. _____ | 6. plot |
| 7. _____ | 7. band |
| 8. _____ | 8. bluff |
| 9. _____ | 9. dock |
| 10. _____ | 10. blot |
| 11. _____ | 11. odd |
| 12. _____ | 12. left |
| 13. _____ | 13. cash |
| 14. _____ | 14. mill |
| 15. _____ | 15. past |
| 16. _____ | 16. shelf |
| 17. _____ | 17. wealth |
| 18. _____ | 18. crunch |
| 19. _____ | 19. hint |
| 20. _____ | 20. build |
| Review Words 21. _____ | 21. snack |
| 22. _____ | 22. step |
| 23. _____ | 23. pond |
| Challenge Words 24. _____ | 24. heavy |
| 25. _____ | 25. shovel |



Name _____

Using the Word Study Steps

1. LOOK at the word.
2. SAY the word aloud.
3. STUDY the letters in the word.
4. WRITE the word.
5. CHECK the word.

Did you spell the word right?
If not, go back to step 1.

Find Rhyming Words

Circle the word in each row that rhymes with the word in column one.

1. self	shelf	leaf	elephant
2. theft	crest	left	last
3. bat	float	plate	flat
4. stand	bond	ban	band
5. chum	sum	swam	same
6. dash	cash	floss	cost
7. tough	stung	bluff	stiff
8. clock	choke	dock	deck
9. bunch	crunch	crank	grinch
10. blot	plate	plot	pluck
11. trim	groom	lime	grim
12. glint	gain	hint	line
13. rod	add	odd	told
14. health	wealth	wheeze	weather
15. filled	told	build	bold
16. tot	blip	bloat	blot
17. pill	mile	mall	mill
18. last	post	past	chapped
19. dumb	plume	plum	elm
20. tell	toll	stall	bell



Name _____

bluff	grim	dock	hint	plot
flat	wealth	blot	mill	crunch
cash	build	odd	past	plum
bell	left	sum	shelf	band

Write the spelling words that contain each short vowel sound.

short *a*

1. _____
2. _____
3. _____
4. _____

short *e*

5. _____
6. _____
7. _____

short *e* spelled *ea*

8. _____

short *i*

9. _____
10. _____
11. _____

short *i* spelled *ui*

12. _____

short *o*

13. _____
14. _____
15. _____
16. _____

short *u*

17. _____
18. _____
19. _____
20. _____

Name _____

bluff	grim	dock	hint	plot
flat	wealth	blot	mill	crunch
cash	build	odd	past	plum
bell	left	sum	shelf	band

Complete each sentence with a spelling word.

1. The _____ played music.
2. The boat pulled up to the _____.
3. Coins and dollar bills are _____.
4. Who will _____ the baseball stadium?
5. Put this can on the second _____.
6. Grandmother said there were no computers in the _____.
7. The flour was ground at the _____.
8. Did you turn _____ or right at the stop sign?
9. The pancakes were round and _____.
10. Is the number 3 even or _____?
11. When the _____ rings, it will be noon.
12. The _____ of 2 and 6 is 8.
13. He spent his _____ on expensive cars and boats.
14. A prune is a dried _____.
15. The rabbit liked to _____ on carrots.
16. The _____ of the story was very interesting.
17. If you _____, you are kidding.

Write the spelling word for each definition.

18. a spot or stain _____
19. stern or harsh _____
20. to give a clue _____

Name _____

There are six spelling mistakes in the paragraphs below. Circle the misspelled words. Write the words correctly on the lines below.

The classroom was quiet. The textbooks sat closed and flatt on the desks. The class gerbil was missing, and no one had signed out to take him home. The class liked Biscuit. Each student had helped to bild his cage. They could hear Biscuit krunch gerbil food and run in a wheel. They could also hear him ring a tiny bel with his nose. Did someone steal Biscuit? It was certainly od that he was missing.

Chad sank in his seat. He was the one who had taken Biscuit home. And then he was running late this morning, and he left Biscuit at home. Chad raised his hand very slowly. Nobody needed a hent. Now, everyone knew who had taken Biscuit.

- | | | |
|----------|----------|----------|
| 1. _____ | 3. _____ | 5. _____ |
| 2. _____ | 4. _____ | 6. _____ |

Writing Activity

Write a postcard to a friend describing another classroom mystery. Use at least four spelling words in your description.

Name _____

Look at the words in each set below. One word in each set is spelled correctly. Use a pencil to fill in the circle next to the correct word. Before you begin, look at the sample set of words. Sample A has been done for you. Do Sample B by yourself. When you are sure you know what to do, you may go on with the rest of the page.

Sample A:

- ☐ Ⓐ rock
- ☐ Ⓑ rokk
- ☐ Ⓒ rokc
- ☐ Ⓓ rok


Sample B:

- ☐ Ⓔ clapp
- ☐ Ⓕ clape
- ☐ Ⓖ clap
- ☐ Ⓗ clappe

- | | | | |
|-----------------------------------|-----------------------------------|-----------------------------------|------------------------------------|
| 1. <input type="radio"/> Ⓐ bluf | 6. <input type="radio"/> Ⓔ walth | 11. <input type="radio"/> Ⓐ aud | 16. <input type="radio"/> Ⓔ chelf |
| <input type="radio"/> Ⓑ bluff | <input type="radio"/> Ⓕ weallth | <input type="radio"/> Ⓑ oud | <input type="radio"/> Ⓕ shelf |
| <input type="radio"/> Ⓒ blufe | <input type="radio"/> Ⓖ wealth | <input type="radio"/> Ⓒ odd | <input type="radio"/> Ⓖ shealf |
| <input type="radio"/> Ⓓ blough | <input type="radio"/> Ⓗ weilth | <input type="radio"/> Ⓓ od | <input type="radio"/> Ⓗ shielf |
| 2. <input type="radio"/> Ⓔ flatte | 7. <input type="radio"/> Ⓐ buld | 12. <input type="radio"/> Ⓔ sum | 17. <input type="radio"/> Ⓐ plot |
| <input type="radio"/> Ⓕ flatt | <input type="radio"/> Ⓑ bueld | <input type="radio"/> Ⓕ summ | <input type="radio"/> Ⓑ ploat |
| <input type="radio"/> Ⓖ flate | <input type="radio"/> Ⓒ build | <input type="radio"/> Ⓖ som | <input type="radio"/> Ⓒ plete |
| <input type="radio"/> Ⓗ flat | <input type="radio"/> Ⓓ beeld | <input type="radio"/> Ⓗ soum | <input type="radio"/> Ⓓ ploit |
| 3. <input type="radio"/> Ⓐ coasch | 8. <input type="radio"/> Ⓔ leffed | 13. <input type="radio"/> Ⓐ hult | 18. <input type="radio"/> Ⓔ krunch |
| <input type="radio"/> Ⓑ caish | <input type="radio"/> Ⓕ lefd | <input type="radio"/> Ⓑ hint | <input type="radio"/> Ⓕ cruinch |
| <input type="radio"/> Ⓒ cach | <input type="radio"/> Ⓖ left | <input type="radio"/> Ⓒ huint | <input type="radio"/> Ⓖ crunch |
| <input type="radio"/> Ⓓ cash | <input type="radio"/> Ⓗ leff | <input type="radio"/> Ⓓ huitn | <input type="radio"/> Ⓗ crinch |
| 4. <input type="radio"/> Ⓔ bel | 9. <input type="radio"/> Ⓐ doak | 14. <input type="radio"/> Ⓔ mill | 19. <input type="radio"/> Ⓐ plum |
| <input type="radio"/> Ⓕ bell | <input type="radio"/> Ⓑ dock | <input type="radio"/> Ⓕ mil | <input type="radio"/> Ⓑ ploum |
| <input type="radio"/> Ⓖ blle | <input type="radio"/> Ⓒ docke | <input type="radio"/> Ⓖ mille | <input type="radio"/> Ⓒ plumm |
| <input type="radio"/> Ⓗ bele | <input type="radio"/> Ⓓ doik | <input type="radio"/> Ⓗ miel | <input type="radio"/> Ⓓ plumme |
| 5. <input type="radio"/> Ⓐ grimm | 10. <input type="radio"/> Ⓔ blot | 15. <input type="radio"/> Ⓐ passt | 20. <input type="radio"/> Ⓔ bant |
| <input type="radio"/> Ⓑ grime | <input type="radio"/> Ⓕ blout | <input type="radio"/> Ⓑ pase | <input type="radio"/> Ⓕ baunde |
| <input type="radio"/> Ⓒ grum | <input type="radio"/> Ⓖ bloit | <input type="radio"/> Ⓒ past | <input type="radio"/> Ⓖ baint |
| <input type="radio"/> Ⓓ grim | <input type="radio"/> Ⓗ blought | <input type="radio"/> Ⓓ pais | <input type="radio"/> Ⓗ band |

Name _____

Fold back the paper along the dotted line. Write the words in the blanks as they are read aloud. When you finish the test, unfold the paper. Use the list at the right to correct any spelling mistakes.



- | | |
|----------------------------------|--------------|
| 1. _____ | 1. pale |
| 2. _____ | 2. face |
| 3. _____ | 3. crate |
| 4. _____ | 4. clay |
| 5. _____ | 5. stray |
| 6. _____ | 6. cane |
| 7. _____ | 7. slate |
| 8. _____ | 8. today |
| 9. _____ | 9. bail |
| 10. _____ | 10. rail |
| 11. _____ | 11. break |
| 12. _____ | 12. ache |
| 13. _____ | 13. drain |
| 14. _____ | 14. faint |
| 15. _____ | 15. flame |
| 16. _____ | 16. claim |
| 17. _____ | 17. steak |
| 18. _____ | 18. neigh |
| 19. _____ | 19. mane |
| 20. _____ | 20. graze |
| Review Words 21. _____ | 21. grim |
| 22. _____ | 22. plum |
| 23. _____ | 23. cash |
| Challenge Words 24. _____ | 24. neighbor |
| 25. _____ | 25. railway |



Name _____

Using the Word Study Steps

1. LOOK at the word.
2. SAY the word aloud.
3. STUDY the letters in the word.
4. WRITE the word.
5. CHECK the word.
Did you spell the word right?
If not, go back to step 1.

Rhymes

Circle the word in each row that rhymes with the word in column one.

1. take	tack	act	ache
2. play	plan	stray	any
3. way	many	swan	neigh
4. sale	rail	seal	slant
5. nail	near	name	pale
6. away	yawn	today	toy
7. paint	pain	pant	faint
8. hooray	clay	wait	swap
9. straight	strain	slate	stair
10. cane	drain	candle	shine
11. great	steak	crate	gear
12. days	graze	said	daisy
13. name	nine	near	flame
14. blame	claim	beam	lamb
15. rain	cane	case	rant
16. pail	play	saint	bail
17. lake	late	steak	leak
18. stake	break	seek	taste
19. gain	mane	grin	mean
20. case	pale	camp	face



Name _____

ache	pale	slate	flame	steak
stray	today	drain	claim	break
neigh	faint	crate	cane	mane
rail	clay	graze	bail	face

Write the spelling words with these spelling patterns.

Long *a* spelled *a-e*

1. _____
2. _____
3. _____
4. _____
5. _____
6. _____
7. _____
8. _____
9. _____

Long *a* spelled *ay*

15. _____
16. _____
17. _____

Long *a* spelled *eigh*

18. _____

Long *a* spelled *ea*

19. _____
20. _____

Long *a* spelled *ai*

10. _____
11. _____
12. _____
13. _____
14. _____

Name _____

ache	pale	slate	flame	steak
stray	today	drain	claim	break
neigh	faint	crate	cane	mane
rail	clay	graze	bail	face

It Takes Three

Write a spelling word that belongs with the other two words.

- cat, lost, _____
- grey, stone, _____
- limp, walk, _____
- sore, muscles, _____
- bright, fire, _____
- yesterday, tomorrow, _____

What Does It Mean?

Write the spelling word that matches the meanings.

- what pottery is made of _____
- two make a train track _____
- this can be cooked on a grill _____
- something to pack things in _____
- buffalo eat this way in a field _____
- where water goes down in a sink _____
- the sound a horse makes _____
- fair-skinned _____

Name _____

There are six spelling mistakes in the letter. Circle the misspelled words. Write the words correctly on the lines below.

Dear Kaysha,

We saw plants of the desert at the zoo. They live in sandy soil, not in clai soil. We learned that some people of the desert live in mud huts. They don't use slayte for the roofs of their houses.

We saw zebras and lions. Both live in different desert areas of the world. The zebras look like horses, but they don't nay like them. They have a main like a lion. They graiz on plants that look like sugar can.

Write soon!

Your friend,

Sally

1. _____

4. _____

2. _____

5. _____

3. _____

6. _____

Writing Activity

Write a travel advertisement describing the desert. Use at least four spelling words in your description.

Name _____

Look at the words in each set below. One word in each set is spelled correctly. Use a pencil to fill in the circle next to the correct word. Before you begin, look at the sample set of words. Sample A has been done for you. Do Sample B by yourself. When you are sure you know what to do, you may go on with the rest of the page.

Sample A:

- ☐ Ⓐ brayd
- ☐ Ⓑ brad
- ☐ Ⓒ brade
- ☒ Ⓓ braid

Sample B:

- ☐ Ⓔ gray
- ☐ Ⓕ grai
- ☐ Ⓖ greay
- ☐ Ⓗ grae

1. ☐ Ⓐ aiche
☐ Ⓑ ake
☐ Ⓒ aike
☐ Ⓓ ache

6. ☐ Ⓔ todeay
☐ Ⓕ todae
☐ Ⓖ touday
☐ Ⓗ today

11. ☐ Ⓐ crate
☐ Ⓑ crait
☐ Ⓒ creat
☐ Ⓓ crayt

16. ☐ Ⓔ beal
☐ Ⓕ balle
☐ Ⓖ bail
☐ Ⓗ bal

2. ☐ Ⓔ strai
☐ Ⓕ strae
☐ Ⓖ stra
☐ Ⓗ stray

7. ☐ Ⓐ fante
☐ Ⓑ fant
☐ Ⓒ faint
☐ Ⓓ feant

12. ☐ Ⓔ graiz
☐ Ⓕ graise
☐ Ⓖ grayze
☐ Ⓗ graze

17. ☐ Ⓐ stak
☐ Ⓑ steak
☐ Ⓒ staik
☐ Ⓓ staek

3. ☐ Ⓐ noigh
☐ Ⓑ neagh
☐ Ⓒ neigh
☐ Ⓓ niegh

8. ☐ Ⓔ cley
☐ Ⓕ clay
☐ Ⓖ clai
☐ Ⓗ cleay

13. ☐ Ⓐ flame
☐ Ⓑ flaim
☐ Ⓒ flam
☐ Ⓓ flaime

18. ☐ Ⓔ braek
☐ Ⓕ braik
☐ Ⓖ break
☐ Ⓗ brak

4. ☐ Ⓔ rail
☐ Ⓕ reale
☐ Ⓖ rale
☐ Ⓗ rayl

9. ☐ Ⓐ slait
☐ Ⓑ slate
☐ Ⓒ sleat
☐ Ⓓ slayt

14. ☐ Ⓔ clame
☐ Ⓕ claim
☐ Ⓖ cleam
☐ Ⓗ claym

19. ☐ Ⓐ mayn
☐ Ⓑ meane
☐ Ⓒ mainn
☐ Ⓓ mane

5. ☐ Ⓐ payl
☐ Ⓑ pael
☐ Ⓒ pale
☐ Ⓓ paile


10. ☐ Ⓔ drean
☐ Ⓕ drain
☐ Ⓖ drane
☐ Ⓗ dranne

15. ☐ Ⓐ caen
☐ Ⓑ cane
☐ Ⓒ kain
☐ Ⓓ coan

20. ☐ Ⓔ face
☐ Ⓕ fayce
☐ Ⓖ faice
☐ Ⓗ fac

Name _____

Fold back the paper along the dotted line. Write the words in the blanks as they are read aloud. When you finish the test, unfold the paper. Use the list at the right to correct any spelling mistakes.



- | | |
|-----------|-------------|
| 1. _____ | 1. beam |
| 2. _____ | 2. tea |
| 3. _____ | 3. chief |
| 4. _____ | 4. squeak |
| 5. _____ | 5. peep |
| 6. _____ | 6. weep |
| 7. _____ | 7. sleek |
| 8. _____ | 8. heal |
| 9. _____ | 9. tease |
| 10. _____ | 10. thief |
| 11. _____ | 11. deal |
| 12. _____ | 12. please |
| 13. _____ | 13. leak |
| 14. _____ | 14. league |
| 15. _____ | 15. reef |
| 16. _____ | 16. deed |
| 17. _____ | 17. feet |
| 18. _____ | 18. breathe |
| 19. _____ | 19. speech |
| 20. _____ | 20. wheeze |
| 21. _____ | 21. neigh |
| 22. _____ | 22. pale |
| 23. _____ | 23. bail |
| 24. _____ | 24. freedom |
| 25. _____ | 25. appeal |

Review Words

Challenge Words



Name _____

Using the Word Study Steps

1. LOOK at the word.
2. SAY the word aloud.
3. STUDY the letters in the word.
4. WRITE the word.
5. CHECK the word.

Did you spell the word right?
If not, go back to step 1.

Hide and Go Seek

Where are the spelling words hiding? Circle each word.

T	E	A	S	E	X	D	P	R	B
H	B	D	E	E	D	L	L	C	E
I	R	B	Z	N	E	T	E	A	A
E	E	R	T	P	A	E	A	L	M
F	E	E	T	S	L	C	S	E	O
L	F	A	P	Q	B	H	E	A	L
S	T	T	E	U	G	I	X	G	E
F	W	H	E	E	Z	E	E	U	A
W	E	E	P	A	I	F	E	E	K
S	L	E	E	K	Z	T	T	V	I
H	A	O	S	P	E	E	C	H	B



Name _____

beam	peep	tease	leak	feet
tea	weep	thief	league	breathe
chief	sleek	deal	reef	speech
squeak	heal	please	deed	wheeze

Pattern Power!

Write the spelling words from the box that have the long e sound spelled with the letters below.

Long e spelled *ea*

1. _____
2. _____
3. _____
4. _____
5. _____
6. _____
7. _____
8. _____
9. _____
10. _____

Long e spelled *ee*

13. _____
14. _____
15. _____
16. _____
17. _____
18. _____
19. _____
20. _____

Long e spelled *ie*

11. _____
12. _____

Name _____

beam	peep	tease	leak	feet
tea	weep	thief	league	breathe
chief	sleek	deal	reef	speech
squeak	heal	please	deed	wheeze

Words in Sentences

Write a spelling word to complete each sentence.

- I like to _____ the fresh air in the forest.
- The _____ ranger came to see us.
- We listened to her _____ about fire safety.
- The ranger said, “_____ be careful with campfires.”
- My _____ hurt after hiking all day.
- We used a wooden _____ to hold up the roof of our tent.
- We had a _____ because it rained last night.
- Harry did a good _____ when he offered to heat up our food.
- We drank _____ with our dinner.
- We saw a raccoon _____ at us through the bushes.
- It turned out to be the _____ who stole our dessert.
- Lutecia was so unhappy we thought she might _____.
- Gina had a scratch, and Sara gave her medicine to help it _____.
- Janet is allergic to trees, and she began to _____.
- It wasn’t nice to _____ her about her cough.
- We are forming a _____ of students who like to hike.
- Kyle is going to _____ with setting it up.

Opposites

Write the spelling word from the box that is the antonym, or opposite, of each word below.

- rough _____
- shout _____
- mountain _____

Name _____

There are six spelling mistakes in the paragraph below. Circle the misspelled words. Write the words correctly on the lines below.

My father and I were beginning our boat trip through the Everglades. “You’ve got to wear your life jackets,” our guide said. “ And pleese be careful to not tip the boat.” I laughed and said, “I hope this boat doesn’t leik.” My dad began to teeze me about us sinking. Our guide made sure we did not run into a reif. As we rowed along, we heard the squeke of birds in the trees we passed. I could breethe in the smell of the water. What a great day!

- | | | |
|----------|----------|----------|
| 1. _____ | 3. _____ | 5. _____ |
| 2. _____ | 4. _____ | 6. _____ |

Writing Activity

Imagine that you are creating a new national park. Use at least four spelling words to describe your park.

Name _____

Look at the words in each set below. One word in each set is spelled correctly. Use a pencil to fill in the circle next to the correct word. Before you begin, look at the sample set of words. Sample A has been done for you. Do Sample B by yourself. When you are sure you know what to do, you may go on with the rest of the page.

Sample A:

- ☐ (A) bean
- ☐ (B) beene
- ☐ (C) beane
- ☐ (D) bene


Sample B:

- ☐ (E) creem
- ☐ (F) creame
- ☐ (G) cream
- ☐ (H) creeme

- | | | | |
|-------------------------------------|-------------------------------------|--------------------------------------|--------------------------------------|
| 1. <input type="radio"/> (A) beam | 6. <input type="radio"/> (E) wepe | 11. <input type="radio"/> (A) dele | 16. <input type="radio"/> (E) dede |
| <input type="radio"/> (B) beem | <input type="radio"/> (F) weap | <input type="radio"/> (B) deel | <input type="radio"/> (F) deade |
| <input type="radio"/> (C) beme | <input type="radio"/> (G) weep | <input type="radio"/> (C) deal | <input type="radio"/> (G) deed |
| <input type="radio"/> (D) biem | <input type="radio"/> (H) wiep | <input type="radio"/> (D) diel | <input type="radio"/> (H) deede |
| 2. <input type="radio"/> (E) teee | 7. <input type="radio"/> (A) sleke | 12. <input type="radio"/> (E) pleeze | 17. <input type="radio"/> (A) feet |
| <input type="radio"/> (F) tea | <input type="radio"/> (B) sleek | <input type="radio"/> (F) pleaze | <input type="radio"/> (B) feate |
| <input type="radio"/> (G) tei | <input type="radio"/> (C) sleak | <input type="radio"/> (G) please | <input type="radio"/> (C) fet |
| <input type="radio"/> (H) te | <input type="radio"/> (D) sliak | <input type="radio"/> (H) pleese | <input type="radio"/> (D) fiet |
| 3. <input type="radio"/> (A) cheaf | 8. <input type="radio"/> (E) heele | 13. <input type="radio"/> (A) lek | 18. <input type="radio"/> (E) brieth |
| <input type="radio"/> (B) cheef | <input type="radio"/> (F) hiel | <input type="radio"/> (B) leak | <input type="radio"/> (F) breathe |
| <input type="radio"/> (C) chefe | <input type="radio"/> (G) heal | <input type="radio"/> (C) liek | <input type="radio"/> (G) breathe |
| <input type="radio"/> (D) chief | <input type="radio"/> (H) hele | <input type="radio"/> (D) leke | <input type="radio"/> (H) breeth |
| 4. <input type="radio"/> (E) squeek | 9. <input type="radio"/> (A) tease | 14. <input type="radio"/> (E) leeg | 19. <input type="radio"/> (A) speche |
| <input type="radio"/> (F) squeke | <input type="radio"/> (B) teese | <input type="radio"/> (F) leage | <input type="radio"/> (B) speach |
| <input type="radio"/> (G) squeak | <input type="radio"/> (C) tiese | <input type="radio"/> (G) lieg | <input type="radio"/> (C) speech |
| <input type="radio"/> (H) squeak | <input type="radio"/> (D) teez | <input type="radio"/> (H) league | <input type="radio"/> (D) speash |
| 5. <input type="radio"/> (A) peap | 10. <input type="radio"/> (E) theef | 15. <input type="radio"/> (A) reef | 20. <input type="radio"/> (E) wheez |
| <input type="radio"/> (B) peep | <input type="radio"/> (F) thefe | <input type="radio"/> (B) reaf | <input type="radio"/> (F) wheese |
| <input type="radio"/> (C) pepe | <input type="radio"/> (G) theaf | <input type="radio"/> (C) rief | <input type="radio"/> (G) whease |
| <input type="radio"/> (D) piep | <input type="radio"/> (H) thief | <input type="radio"/> (D) refe | <input type="radio"/> (H) wheeze |

Name _____

Fold back the paper along the dotted line. Write the words in the blanks as they are read aloud. When you finish the test, unfold the paper. Use the list at the right to correct any spelling mistakes.



1. _____
2. _____
3. _____
4. _____
5. _____
6. _____
7. _____
8. _____
9. _____
10. _____
11. _____
12. _____
13. _____
14. _____
15. _____
16. _____
17. _____
18. _____
19. _____
20. _____
- Review Words** 21. _____
22. _____
23. _____
- Challenge Words** 24. _____
25. _____

1. file
2. drive
3. kite
4. pies
5. die
6. wipe
7. inside
8. height
9. pride
10. spy
11. sigh
12. shy
13. prime
14. sly
15. pry
16. climb
17. minding
18. fright
19. twice
20. slight
21. chief
22. please
23. sleek
24. highway
25. wildlife



Name _____

Using the Word Study Steps

1. LOOK at the word.
2. SAY the word aloud.
3. STUDY the letters in the word.
4. WRITE the word.
5. CHECK the word.
Did you spell the word right?
If not, go back to step 1.

Silly Questions

Use the words in the box to complete the riddles.

drive	pride	slight	fright	spy
file	pry	climb	inside	minding
kite	shy	sly	pies	twice
wipe	prime	sigh	die	height

1. If I go _____ out, can I go outside in?
2. If the sun were _____, would it try to hide?
3. When I grow wings, can I fly as high as a _____?
4. If the ladder reaches high enough, can I _____ to the sky?
5. If I don't look all right, will I look like a _____?
6. I am never early, but can I take _____ in always being late?
7. If my onion begins to cry, will I give a _____?
8. If Juan has mud, can he make _____?
9. If I'm _____ my business, will someone take care of me?
10. If my book could _____, what stories would it tell about me?
11. If I walk one hundred miles, should I _____ one half a mile?
12. If a sad song makes a tulip cry, will the tulip _____?
13. If I try to hammer the bottle open, can I _____ the bottle closed?
14. If a mouse has great _____, is it a giant short?
15. If one is _____, is two once?



Name _____

drive
file
kite
wipe

pride
pry
shy
prime

slight
climb
sly
sigh

fright
inside
pies
die

spy
minding
twice
height

Write the spelling words with long *i* spelled with these patterns.

i-e

1. _____

2. _____

3. _____

4. _____

5. _____

6. _____

7. _____

8. _____

i

9. _____

10. _____

ie

11. _____

12. _____

y

13. _____

14. _____

15. _____

16. _____

igh

17. _____

18. _____

19. _____

20. _____

Name _____

drive	pride	slight	fright	spy
file	pry	climb	inside	minding
kite	shy	sly	pies	twice
wipe	prime	sigh	die	height

Analogies

An *analogy* is a statement that compares sets of words that are alike in some way. For example, *night* is to *day* as *black* is to *white*. *Night* and *day* are opposites in the same way that *black* and *white* are opposites.

Use spelling words to complete the analogies.

1. **plane** is to **fly** as **car** is to _____
2. **wave** is to **surfboard** as **wind** is to _____
3. **grass** is to **outside** as **carpet** is to _____
4. **scissors** are to **hair** as _____ is to **nail**
5. **paint** is to **pictures** as **bake** is to _____
6. **happy** is to **laugh** as **tired** is to _____
7. “**Rest!**” is to **calm** as “**Boo!**” is to _____
8. **clock** is to **time** as **ruler** is to _____
9. **1** is to **once** as **2** is to _____
10. **wash** is to **clean** as _____ is to **dry**

Name _____

There are six spelling mistakes in this fantasy story of traveling to the sun. Circle the misspelled words. Write the words correctly on the lines below.

Long, long ago, a girl named Annabelle wanted to go to the sun. She could not clime there because there were no ladders high enough. She rode her horse for three days until she reached a mountain of great hite. There she asked Bird-of-All-Birds if he had ever flown to the sun. "Yes," he said. "I take great pryde in my trip." Annabelle heard him sye. "It is a difficult trip," he said. "Will you take me there?" asked Annabelle. Bird-of-All-Birds flapped his wings twicee and off they flew. They came to a golden land. Annabelle was so excited she had to wiep the tears from her eyes. "Bird-of-All-Birds," she asked, "are there other places we can visit in the sky?" The great bird took her to the moon, and then to other wonderful lands. They spent their lives exploring.

- | | | |
|----------|----------|----------|
| 1. _____ | 3. _____ | 5. _____ |
| 2. _____ | 4. _____ | 6. _____ |

Writing Activity

Write an advertisement for riding a space ship to visit one of our planets. Use at least four spelling words.

Name _____

Look at the words in each set below. One word in each set is spelled correctly. Use a pencil to fill in the circle next to the correct word. Before you begin, look at the sample set of words. Sample A has been done for you. Do Sample B by yourself. When you are sure you know what to do, you may go on with the rest of the page.

Sample A:

- ☐ A flite
- ☐ B flyte
- ☒ C flight
- ☐ D flyght


Sample B:

- ☐ E biet
- ☐ F byte
- ☐ G bight
- ☐ H bite

- | | | | |
|-----------------------------------|-------------------------------------|------------------------------------|-------------------------------------|
| 1. <input type="radio"/> A dreive | 6. <input type="radio"/> E pryce | 11. <input type="radio"/> A sligh | 16. <input type="radio"/> E dy |
| <input type="radio"/> B drive | <input type="radio"/> F prigh | <input type="radio"/> B sly | <input type="radio"/> F digh |
| <input type="radio"/> C dryve | <input type="radio"/> G pry | <input type="radio"/> C slie | <input type="radio"/> G deigh |
| <input type="radio"/> D driv | <input type="radio"/> H prie | <input type="radio"/> D slye | <input type="radio"/> H die |
| 2. <input type="radio"/> E file | 7. <input type="radio"/> A sheigh | 12. <input type="radio"/> E sye | 17. <input type="radio"/> A spyce |
| <input type="radio"/> F feile | <input type="radio"/> B shie | <input type="radio"/> F sy | <input type="radio"/> B spy |
| <input type="radio"/> G fyle | <input type="radio"/> C shy | <input type="radio"/> G sigh | <input type="radio"/> C spie |
| <input type="radio"/> H fil | <input type="radio"/> D shigh | <input type="radio"/> H sie | <input type="radio"/> D spigh |
| 3. <input type="radio"/> A kite | 8. <input type="radio"/> E pryce | 13. <input type="radio"/> A fright | 18. <input type="radio"/> E mynding |
| <input type="radio"/> B keight | <input type="radio"/> F prighm | <input type="radio"/> B frite | <input type="radio"/> F mighnding |
| <input type="radio"/> C kyte | <input type="radio"/> G prime | <input type="radio"/> C fryte | <input type="radio"/> G minding |
| <input type="radio"/> D kight | <input type="radio"/> H preim | <input type="radio"/> D frit | <input type="radio"/> H meinding |
| 4. <input type="radio"/> E wipe | 9. <input type="radio"/> A slight | 14. <input type="radio"/> E ensyde | 19. <input type="radio"/> A twyce |
| <input type="radio"/> F wip | <input type="radio"/> B slyte | <input type="radio"/> F insighed | <input type="radio"/> B twice |
| <input type="radio"/> G wype | <input type="radio"/> C slite | <input type="radio"/> G enside | <input type="radio"/> C twise |
| <input type="radio"/> H wyp | <input type="radio"/> D sleght | <input type="radio"/> H inside | <input type="radio"/> D twyse |
| 5. <input type="radio"/> A priede | 10. <input type="radio"/> E cleighm | 15. <input type="radio"/> A pighs | 20. <input type="radio"/> E hite |
| <input type="radio"/> B pride | <input type="radio"/> F clime | <input type="radio"/> B pyes | <input type="radio"/> F height |
| <input type="radio"/> C pryed | <input type="radio"/> G clyme | <input type="radio"/> C pys | <input type="radio"/> G hyte |
| <input type="radio"/> D pryed | <input type="radio"/> H climb | <input type="radio"/> D pies | <input type="radio"/> H hight |

Name _____

Fold back the paper along the dotted line. Write the words in the blanks as they are read aloud. When you finish the test, unfold the paper. Use the list at the right to correct any spelling mistakes.



1. _____
2. _____
3. _____
4. _____
5. _____
6. _____
7. _____
8. _____
9. _____
10. _____
11. _____
12. _____
13. _____
14. _____
15. _____
16. _____
17. _____
18. _____
19. _____
20. _____
- Review Words** 21. _____
22. _____
23. _____
- Challenge Words** 24. _____
25. _____

1. goal
2. mole
3. stone
4. stove
5. chose
6. own
7. fold
8. flow
9. mold
10. toll
11. groan
12. stole
13. foam
14. mows
15. roasting
16. lower
17. sole
18. blown
19. bolt
20. quote
21. kite
22. shy
23. climb
24. coaster
25. motor



Name _____

Using the Word Study Steps

1. LOOK at the word.
2. SAY the word aloud.
3. STUDY the letters in the word.
4. WRITE the word.
5. CHECK the word.
Did you spell the word right?
If not, go back to step 1.

Find and Circle

Where are the spelling words?

C	H	O	S	E	R	M	A	S	R	O	A	S	T	I	N	G
P	L	C	N	U	I	O	W	N	D	F	A	R	A	D	S	R
B	L	O	W	N	A	W	C	G	E	Y	U	G	R	S	A	O
P	K	V	F	C	X	S	M	N	R	T	B	O	L	T	M	A
Q	U	O	T	E	Z	R	F	C	V	S	Q	A	W	O	T	N
L	E	A	O	P	V	X	O	W	T	O	L	L	P	V	F	J
P	O	G	F	D	F	Y	A	O	I	L	W	Q	N	E	C	F
B	S	T	O	L	E	R	M	O	L	E	W	L	T	B	E	L
E	L	T	L	A	Q	N	B	F	U	J	L	L	O	W	E	R
M	O	L	D	I	S	T	O	N	E	Z	D	Y	A	S	M	W
X	R	H	K	L	S	B	O	F	E	P	F	L	O	W	N	P



Name _____

chose	fold	toll	lower	roasting
own	goal	flow	sole	stole
stove	blown	mole	groan	foam
stone	bolt	mold	quote	mows

The Many Ways to o

Which words contain the sound of long o spelled o?

- | | |
|----------|----------|
| 1. _____ | 3. _____ |
| 2. _____ | 4. _____ |

Which words contain the sound of long o spelled oa?

- | | |
|----------|----------|
| 5. _____ | 7. _____ |
| 6. _____ | 8. _____ |

Which words contain the sound of long o spelled o_e?

- | | | |
|-----------|-----------|-----------|
| 9. _____ | 12. _____ | 15. _____ |
| 10. _____ | 13. _____ | |
| 11. _____ | 14. _____ | |

Which words contain the sound of long o spelled ow?

- | | | |
|-----------|-----------|-----------|
| 16. _____ | 18. _____ | 20. _____ |
| 17. _____ | 19. _____ | |

Write the one-syllable spelling word that rhymes with each of these words.

- | | |
|-----------------|-----------------|
| 21. gold _____ | 24. pole _____ |
| 22. loan _____ | 25. grow _____ |
| 23. blows _____ | 26. slows _____ |

Name _____

chose	fold	toll	lower	roasting
own	goal	flow	sole	stole
stove	blown	mole	groan	foam
stone	bolt	mold	quote	mows

What Am I?

Write the spelling word that matches each clue.

1. I'm what lives in a hole underground. _____
2. I'm formed in water when it reaches the shore. _____
3. I'm what everyone wants to reach. _____
4. I'm what you find on a mountain. _____
5. I'm what you cook your food on. _____
6. I'm what grows on old cheese. _____
7. I'm what the rivers do. _____
8. I'm the sound you make when you're tired. _____
9. I'm the opposite of *upper*. _____
10. I'm the one and only. _____

Words in Sentences

Decide which spelling word fits in each sentence. Write the missing words.

11. The handyman _____ the grass each week.
12. The boat captain _____ to stop the boat.
13. The rubber raft was flat before it was _____ up.
14. We got out of the water when we saw a _____ of lightning.
15. It was the captain's _____ boat, and he loved it.

Name _____

There are six spelling mistakes in this story about making a raft. Circle the misspelled words. Write the words correctly on the lines below.

Alex said, "I wonder if the eagle's nest was bloan away in the storm." The boys made a gole then. They chos to build a raft to sail across the lake and check on the eagle. They tied long, thick branches together with vines. To lowr the raft into the lake, they had to push it along the sand. You could hear them grone as they pushed. On the other side, they saw that the eagle's nest needed repair. They gathered twigs and left them for the bird to rebuild its nest. They had built a raft on their owne, and they had taken care of a beautiful eagle.

- | | | |
|----------|----------|----------|
| 1. _____ | 3. _____ | 5. _____ |
| 2. _____ | 4. _____ | 6. _____ |

Writing Activity

Write a short report about a raft trip to be read on a TV news show. Use four of the spelling words in your report.

Name _____

Look at the words in each set below. One word in each set is spelled correctly. Use a pencil to fill in the circle next to the correct word. Before you begin, look at the sample set of words. Sample A has been done for you. Do Sample B by yourself. When you are sure you know what to do, you may go on with the rest of the page.

Sample A:

- ☐ A bowe
- ☐ B boow
- ☐ C bow
- ☐ D boawe

Sample B:

- ☐ E boat
- ☐ F bote
- ☐ G boht
- ☐ H bott

1. ☐ A chose
☐ B choase
☐ C chowse
☐ D choaze

6. ☐ E gole
☐ F goal
☐ G goel
☐ H gowl

11. ☐ A molle
☐ B moal
☐ C mole
☐ D mowl

16. ☐ E quot
☐ F quote
☐ G qute
☐ H qut

2. ☐ E own
☐ F oan
☐ G oane
☐ H owne

7. ☐ A blown
☐ B bloan
☐ C blone
☐ D blon

12. ☐ E mold
☐ F mowled
☐ G molde
☐ H moaled

17. ☐ A roasting
☐ B rosting
☐ C rowsting
☐ D rosteing

3. ☐ A stoave
☐ B stowve
☐ C stov
☐ D stove

8. ☐ E boalt
☐ F bowlt
☐ G bolet
☐ H bolt

13. ☐ A loer
☐ B loaer
☐ C loower
☐ D lower

18. ☐ E stole
☐ F stoal
☐ G stowl
☐ H stol

4. ☐ E stown
☐ F stone
☐ G stoan
☐ H stoen

9. ☐ A tole
☐ B toll
☐ C toal
☐ D towl

14. ☐ E sowl
☐ F soal
☐ G soale
☐ H sole

19. ☐ A fowm
☐ B foam
☐ C fome
☐ D fomme

5. ☐ A folled
☐ B foald
☐ C fold
☐ D fowld

10. ☐ E floaw
☐ F floa
☐ G flow
☐ H flo

15. ☐ A grone
☐ B growne
☐ C groan
☐ D groane

20. ☐ E mowse
☐ F moase
☐ G mose
☐ H mows

Name _____

Read each sentence. If an underlined word is spelled wrong, fill in the circle that goes with that word. If no word is spelled wrong, fill in the circle below NONE. Read Sample A, and do Sample B.


- | | |
|---|---|
| A. <u>Wach</u> your <u>step</u> by the steep <u>ditch</u> .
<div style="display: flex; justify-content: space-around; width: 100%;"> A B C </div> | <div style="text-align: right;">NONE</div> A. (A) (B) (C) (D) |
| B. Read the test <u>slowly</u> so you don't <u>chose</u> the wrong answer.
<div style="display: flex; justify-content: space-around; width: 100%;"> E F G </div> | <div style="text-align: right;">NONE</div> B. (E) (F) (G) (H) |
| 1. They watched the <u>kite</u> <u>climb</u> to the sky until it was hit by a <u>boalt</u> of lightning.
<div style="display: flex; justify-content: space-around; width: 100%;"> A B C </div> | <div style="text-align: right;">NONE</div> 1. (A) (B) (C) (D) |
| 2. Tommy's <u>face</u> let out a <u>feight</u> <u>wheeze</u> .
<div style="display: flex; justify-content: space-around; width: 100%;"> E F G </div> | <div style="text-align: right;">NONE</div> 2. (E) (F) (G) (H) |
| 3. Inside the <u>break</u> room, they drank <u>tea</u> .
<div style="display: flex; justify-content: space-around; width: 100%;"> A B C </div> | <div style="text-align: right;">NONE</div> 3. (A) (B) (C) (D) |
| 4. After she won the trophy for her <u>leage</u> , the woman put it on the <u>left</u> side of her <u>shelf</u> .
<div style="display: flex; justify-content: space-around; width: 100%;"> F G </div> | <div style="text-align: right;">NONE</div> 4. (E) (F) (G) (H) |
| 5. The store was to the <u>leaft</u> of the <u>mill</u> and <u>dock</u> .
<div style="display: flex; justify-content: space-around; width: 100%;"> A B C </div> | <div style="text-align: right;">NONE</div> 5. (A) (B) (C) (D) |
| 6. The <u>thief</u> was <u>sly</u> and <u>stole</u> the diamond.
<div style="display: flex; justify-content: space-around; width: 100%;"> E F G </div> | <div style="text-align: right;">NONE</div> 6. (E) (F) (G) (H) |
| 7. His scary <u>speech</u> gave us a <u>frite</u> , making us wish we had <u>left</u> .
<div style="display: flex; justify-content: space-around; width: 100%;"> A B C </div> | <div style="text-align: right;">NONE</div> 7. (A) (B) (C) (D) |
| 8. The <u>streigh</u> cat made a <u>slight</u> <u>squeak</u> when it was picked up.
<div style="display: flex; justify-content: space-around; width: 100%;"> E F G </div> | <div style="text-align: right;">NONE</div> 8. (E) (F) (G) (H) |
| 9. With much <u>guilt</u> her friend said, "Please <u>loer</u> the radio."
<div style="display: flex; justify-content: space-around; width: 100%;"> A B C </div> | <div style="text-align: right;">NONE</div> 9. (A) (B) (C) (D) |
| 10. We let out a <u>graon</u> as we were told we were making <u>plum</u> <u>pies</u> .
<div style="display: flex; justify-content: space-around; width: 100%;"> E F G </div> | <div style="text-align: right;">NONE</div> 10. (E) (F) (G) (H) |
| 11. We <u>chose</u> <u>pryme</u> rib, not <u>steak</u> .
<div style="display: flex; justify-content: space-around; width: 100%;"> A B C </div> | <div style="text-align: right;">NONE</div> 11. (A) (B) (C) (D) |
| 12. The chicken <u>roasting</u> under the <u>flame</u> made a loud <u>krunch</u> .
<div style="display: flex; justify-content: space-around; width: 100%;"> E F G </div> | <div style="text-align: right;">NONE</div> 12. (E) (F) (G) (H) |

Name _____

- | | |
|--|--------------------------|
| 13. He had <u>pride</u> in his <u>sleack</u> car, which he <u>chose</u> to drive only
<div style="display: flex; justify-content: space-around; width: 100%;"> A B C </div> once a year. | 13. (A) (B) (C) (D) NONE |
| 14. <u>Twyce</u> the boy was <u>teased</u> about the <u>mole</u> on his face.
<div style="display: flex; justify-content: space-around; width: 100%;"> E F G </div> | 14. (E) (F) (G) (H) NONE |
| 15. At the doctor's office today, he turned <u>payle</u> and the tears
<div style="display: flex; justify-content: space-around; width: 100%;"> A B </div> began to <u>flow</u> .
<div style="display: flex; justify-content: space-around; width: 100%;"> C </div> | 15. (A) (B) (C) (D) NONE |
| 16. Three <u>feet</u> from the <u>reef</u> , the sea <u>foam</u> got thick.
<div style="display: flex; justify-content: space-around; width: 100%;"> E F G </div> | 16. (E) (F) (G) (H) NONE |
| 17. The <u>od</u> <u>spy</u> told his friends about the <u>plot</u> .
<div style="display: flex; justify-content: space-around; width: 100%;"> A B C </div> | 17. (A) (B) (C) (D) NONE |
| 18. In the <u>passed</u> , people had to <u>deal</u> with writing on a <u>slate</u> ,
<div style="display: flex; justify-content: space-around; width: 100%;"> E F G </div> rather than paper. | 18. (E) (F) (G) (H) NONE |
| 19. Don't be <u>shy</u> of your good <u>deed</u> — <u>clame</u> your reward.
<div style="display: flex; justify-content: space-around; width: 100%;"> A B C </div> | 19. (A) (B) (C) (D) NONE |
| 20. Don't <u>breath</u> too much around the <u>mold</u> by the <u>drain</u> .
<div style="display: flex; justify-content: space-around; width: 100%;"> E F G </div> | 20. (E) (F) (G) (H) NONE |
| 21. The <u>chief</u> wanted the workers to <u>bild</u> his house out of <u>clay</u> .
<div style="display: flex; justify-content: space-around; width: 100%;"> A B C </div> | 21. (A) (B) (C) (D) NONE |
| 22. We had to <u>pry</u> open the <u>creight</u> to get the <u>bell</u> out.
<div style="display: flex; justify-content: space-around; width: 100%;"> E F G </div> | 22. (E) (F) (G) (H) NONE |
| 23. The guard said, " <u>Please</u> do not throw a <u>stoan</u> over the <u>rail</u> ."
<div style="display: flex; justify-content: space-around; width: 100%;"> A B C </div> | 23. (A) (B) (C) (D) NONE |
| 24. The boy was asked to <u>fold</u> his hands, and without a <u>sigh</u> ,
<div style="display: flex; justify-content: space-around; width: 100%;"> E F </div> <u>sum</u> up his story.
<div style="display: flex; justify-content: space-around; width: 100%;"> G </div> | 24. (E) (F) (G) (H) NONE |
| 25. The patient's <u>goal</u> was to find out if he had <u>blown</u> his knee
<div style="display: flex; justify-content: space-around; width: 100%;"> A B </div> out or see if it was a bad <u>braek</u> .
<div style="display: flex; justify-content: space-around; width: 100%;"> C </div> | 25. (A) (B) (C) (D) NONE |

Name _____

Fold back the paper along the dotted line. Write the words in the blanks as they are read aloud. When you finish the test, unfold the paper. Use the list at the right to correct any spelling mistakes.



- | | |
|-----------|----------------|
| 1. _____ | 1. choose |
| 2. _____ | 2. kitchen |
| 3. _____ | 3. marching |
| 4. _____ | 4. touch |
| 5. _____ | 5. chatter |
| 6. _____ | 6. sketched |
| 7. _____ | 7. chant |
| 8. _____ | 8. chance |
| 9. _____ | 9. branch |
| 10. _____ | 10. hitch |
| 11. _____ | 11. ketchup |
| 12. _____ | 12. cheap |
| 13. _____ | 13. chopped |
| 14. _____ | 14. latch |
| 15. _____ | 15. chef |
| 16. _____ | 16. patch |
| 17. _____ | 17. snatch |
| 18. _____ | 18. arch |
| 19. _____ | 19. stretching |
| 20. _____ | 20. pitcher |
| 21. _____ | 21. stove |
| 22. _____ | 22. goal |
| 23. _____ | 23. mows |
| 24. _____ | 24. chemical |
| 25. _____ | 25. checkers |

Review Words

Challenge Words



Name _____

Using the Word Study Steps

1. LOOK at the word.
2. SAY the word aloud.
3. STUDY the letters in the word.
4. WRITE the word.
5. CHECK the word.

Did you spell the word right?
If not, go back to step 1.

Find Rhyming Words

Circle the word in each row that rhymes with the word in dark type.

- | | | |
|-------------------|---------|---------|
| 1. much | match | touch |
| 2. keep | cheap | chirp |
| 3. shopped | chopped | shaped |
| 4. catch | crutch | latch |
| 5. scatter | chatter | shutter |
| 6. dance | mince | chance |
| 7. match | paint | patch |
| 8. ditch | hitch | wrench |
| 9. lose | choose | lost |
| 10. batch | snitch | snatch |
| 11. march | arch | start |
| 12. pant | chant | part |



Name _____

chopped	latch	marching	chatter	pitcher
kitchen	hitch	choose	snatch	branch
cheap	arch	chef	sketched	chance
patch	ketchup	chant	stretching	touch

Write the spelling words with these spelling patterns.

words with *ch*

1. _____
2. _____
3. _____
4. _____
5. _____
6. _____
7. _____
8. _____
9. _____
10. _____
11. _____

words with *tch*

12. _____
13. _____
14. _____
15. _____
16. _____
17. _____
18. _____
19. _____
20. _____

Name _____

chopped	latch	marching	chatter	pitcher
kitchen	hitch	choose	snatch	branch
cheap	arch	chef	sketched	chance
patch	ketchup	chant	stretching	touch

Complete each sentence below with a spelling word.

1. The team won the game without a _____.
2. The team was _____ before the game started.
3. The ball flew through the air in a high _____.
4. There was a lot of _____ in the stadium in between innings.
5. Did you get a _____ to call your brother yet?
6. The cheering squad taught the school a _____ to repeat at the pep rally.
7. My dad _____ a picture of the new ballpark.
8. The third baseman leaned in to _____ the ball from the grass.
9. Did you hear the _____ band play after the game?
10. Check the _____ to make sure the window is locked.
11. The _____ of grass was brown and dry.
12. Did you _____ which baseball cards you want to keep?

Part of the Group

Add the spelling word that belongs in each group.

13. bedroom, dining room, _____
14. sliced, diced, _____
15. mustard, mayonnaise, _____
16. baseball, catcher, _____

Name _____

There are six spelling mistakes in the letter below. Circle the misspelled words. Write the words correctly on the lines below.

Dear Jonella,

Thanks for your letter. I wish I could have seen the baseball game with you. It sounds like that Mario is quite a pither.

I went to a baseball game last weekend with my school's martching band. Our seats were up in the upper balcony. They were very far from the field. Mr. Ines called them the "cheep seats." It was loud up there, but it was fun to hear all of the fans chante for their favorite players.

In between innings, we bought some hot dogs. I like mine loaded with onions and ketchup. In the end, our team didn't win. It was still really fun, but I admit that I would chuse to watch a basketball game any day. That's still my favorite sport!

Your friend,
Jim

- | | | |
|----------|----------|----------|
| 1. _____ | 3. _____ | 5. _____ |
| 2. _____ | 4. _____ | 6. _____ |

Writing Activity

Suppose you just went to a sporting event. Write a letter to a friend describing the day. Use four spelling words in your writing.

Name _____

Look at the words in each set below. One word in each set is spelled correctly. Use a pencil to fill in the circle next to the correct word. Before you begin, look at the sample set of words. Sample A has been done for you. Do Sample B by yourself. When you are sure you know what to do, you may go on with the rest of the page.

Sample A:

- ☐ (A) much
- ☐ (B) muche
- ☐ (C) mutch
- ☐ (D) mutche


Sample B:

- ☐ (E) hach
- ☐ (F) hache
- ☐ (G) hatch
- ☐ (H) hatche

- | | | | |
|---|---|---|---|
| 1. <input type="radio"/> (A) chopped
<input type="radio"/> (B) chopt
<input type="radio"/> (C) tchopped
<input type="radio"/> (D) shopt | 6. <input type="radio"/> (E) hitch
<input type="radio"/> (F) hitsch
<input type="radio"/> (G) hich
<input type="radio"/> (H) hiche | 11. <input type="radio"/> (A) shef
<input type="radio"/> (B) sheff
<input type="radio"/> (C) chef
<input type="radio"/> (D) cheff | 16. <input type="radio"/> (E) streching
<input type="radio"/> (F) stretsching
<input type="radio"/> (G) streshing
<input type="radio"/> (H) stretching |
| 2. <input type="radio"/> (E) kitchen
<input type="radio"/> (F) kitschen
<input type="radio"/> (G) kichen
<input type="radio"/> (H) kichenn | 7. <input type="radio"/> (A) artsch
<input type="radio"/> (B) artch
<input type="radio"/> (C) arch
<input type="radio"/> (D) arche | 12. <input type="radio"/> (E) shant
<input type="radio"/> (F) schant
<input type="radio"/> (G) chant
<input type="radio"/> (H) tchant | 17. <input type="radio"/> (A) pitcher
<input type="radio"/> (B) picher
<input type="radio"/> (C) pitscher
<input type="radio"/> (D) pichur |
| 3. <input type="radio"/> (A) cheep
<input type="radio"/> (B) tcheep
<input type="radio"/> (C) chepe
<input type="radio"/> (D) cheap | 8. <input type="radio"/> (E) ketchup
<input type="radio"/> (F) cechup
<input type="radio"/> (G) kechup
<input type="radio"/> (H) cetchup | 13. <input type="radio"/> (A) tchatter
<input type="radio"/> (B) chatter
<input type="radio"/> (C) tchater
<input type="radio"/> (D) chater | 18. <input type="radio"/> (E) bransh
<input type="radio"/> (F) branch
<input type="radio"/> (G) brantch
<input type="radio"/> (H) brantsch |
| 4. <input type="radio"/> (E) pach
<input type="radio"/> (F) patsch
<input type="radio"/> (G) pache
<input type="radio"/> (H) patch | 9. <input type="radio"/> (A) martsching
<input type="radio"/> (B) martching
<input type="radio"/> (C) marching
<input type="radio"/> (D) marcheing | 14. <input type="radio"/> (E) snatch
<input type="radio"/> (F) snatch
<input type="radio"/> (G) snatsch
<input type="radio"/> (H) snash | 19. <input type="radio"/> (A) chanse
<input type="radio"/> (B) chans
<input type="radio"/> (C) shanse
<input type="radio"/> (D) chance |
| 5. <input type="radio"/> (A) latsch
<input type="radio"/> (B) lach
<input type="radio"/> (C) latch
<input type="radio"/> (D) lache | 10. <input type="radio"/> (E) choose
<input type="radio"/> (F) chuse
<input type="radio"/> (G) chooze
<input type="radio"/> (H) chuze | 15. <input type="radio"/> (A) sketched
<input type="radio"/> (B) schetched
<input type="radio"/> (C) sketcht
<input type="radio"/> (D) skeched | 20. <input type="radio"/> (E) tuch
<input type="radio"/> (F) touch
<input type="radio"/> (G) tutch
<input type="radio"/> (H) touch |

Name _____

Fold back the paper along the dotted line. Write the words in the blanks as they are read aloud. When you finish the test, unfold the paper. Use the list at the right to correct any spelling mistakes.



- | | |
|-----------|---------------|
| 1. _____ | 1. rush |
| 2. _____ | 2. northern |
| 3. _____ | 3. brush |
| 4. _____ | 4. shed |
| 5. _____ | 5. thanks |
| 6. _____ | 6. washer |
| 7. _____ | 7. photo |
| 8. _____ | 8. graph |
| 9. _____ | 9. whole |
| 10. _____ | 10. these |
| 11. _____ | 11. fifth |
| 12. _____ | 12. whisk |
| 13. _____ | 13. thirty |
| 14. _____ | 14. bother |
| 15. _____ | 15. shove |
| 16. _____ | 16. phrase |
| 17. _____ | 17. headphone |
| 18. _____ | 18. width |
| 19. _____ | 19. nowhere |
| 20. _____ | 20. whirl |
| 21. _____ | 21. arch |
| 22. _____ | 22. ketchup |
| 23. _____ | 23. cheap |
| 24. _____ | 24. theater |
| 25. _____ | 25. wherever |

Review Words

Challenge Words



Name _____

Using the Word Study Steps

1. LOOK at the word.
2. SAY the word aloud.
3. STUDY the letters in the word.
4. WRITE the word.
5. CHECK the word.

Did you spell the word right?
If not, go back to step 1.

Find and Circle

Find and circle the hidden spelling words.

H	E	A	D	P	H	O	N	E	X	N	A
F	P	I	I	H	W	F	I	F	T	H	F
G	L	S	H	O	V	E	W	I	D	T	H
U	T	E	L	T	H	H	B	R	U	S	H
O	G	K	F	O	P	T	H	I	R	T	Y
L	R	A	X	Z	H	J	N	L	W	A	G
W	A	S	H	E	R	Y	O	P	H	E	T
H	P	C	B	S	A	W	R	W	I	S	H
I	H	A	R	U	S	H	T	H	R	H	A
S	T	H	E	S	E	R	H	O	L	E	N
K	B	O	T	H	E	R	E	L	C	D	K
P	Q	N	O	W	H	E	R	E	V	Z	S
X	i	F	L	R	P	Q	N	N	B	E	B



Name _____

phrase	nowhere	photo	bother	thirty
graph	headphone	washer	fifth	whirl
brush	shed	rush	shove	width
these	whole	thanks	whisk	northern

Write the spelling words with these spelling patterns.

words with *th*

1. _____
2. _____
3. _____
4. _____
5. _____
6. _____
7. _____

words with *sh*

8. _____
9. _____
10. _____
11. _____
12. _____

words with *wh*

13. _____
14. _____
15. _____
16. _____

words with *ph*

17. _____
18. _____
19. _____
20. _____

Name _____

phrase	nowhere	photo	bother	thirty
graph	headphone	washer	fifth	whirl
brush	shed	rush	shove	width
these	whole	thanks	whisk	northern

What's the Word?

Complete each sentence below with a spelling word.

1. On her trip to California, Maria listened to music on a _____.
2. They had to stop in the middle of _____ to get gas.
3. He had to _____ because his parents were in a hurry.
4. She sent a _____ of herself to her new pen pal in Japan.
5. My father stores his lawn mower and all of the tools in the _____.
6. The _____ of the desk was three feet.
7. Pat said _____ to his class for the birthday card.
8. There was no moss on the _____ side of the tree.
9. The _____ showed how many students were in each grade.
10. I brought in _____ cupcakes for my classmates.
11. Do you know how to work the new _____ and dryer?
12. She was sure to _____ her teeth before leaving.
13. She hoped _____ pencils would come in handy.
14. I won _____ place in the swim meet.

Word Meaning: Synonyms

Write the spelling word that has the same or almost the same meaning.

- | | |
|------------------------|------------------------|
| 15. push _____ | 18. saying _____ |
| 16. entire _____ | 19. take quickly _____ |
| 17. turn quickly _____ | 20. annoy _____ |

Name _____

There are six spelling mistakes in Jose’s journal entry below. Circle the misspelled words. Write the words correctly on the lines below.

January 12

My friend Maria left this morning. She and her family are moving to New Mexico. They were in a rusch to go. They had planned on leaving for months. I knew I would have to say goodbye to her.

The hole class signed a special card to give Maria. We also took a group foto so she wouldn’t forget us. All thirhty of us chipped in and bought her a new headfone set for her stereo. Now she can do her favorite thing in the car ride—listen to music.

After class on her last day of school, we agreed that we wouldn’t say goodbye. Instead, we would say “See you soon.” Something about that frase seems less scary. And I really do hope I get to see Maria again soon when she comes back to visit her grandparents.

- | | | |
|----------|----------|----------|
| 1. _____ | 3. _____ | 5. _____ |
| 2. _____ | 4. _____ | 6. _____ |

Writing Activity

Have you ever had to say goodbye to a friend? Write your own journal entry about it. Use four spelling words in your entry.

Name _____

Look at the words in each set below. One word in each set is spelled correctly. Use a pencil to fill in the circle next to the correct word. Before you begin, look at the sample set of words. Sample A has been done for you. Do Sample B by yourself. When you are sure you know what to do, you may go on with the rest of the page.

Sample A:

- (A) wales
- (B) whales
- (C) walez
- (D) walles


Sample B:

- (E) mounth
- (F) munth
- (G) month
- (H) monthe

- | | | | |
|--|--|--|--|
| 1. (A) fraze
(B) phrase
(C) frase
(D) phraise | 6. (E) hedfoan
(F) headfone
(G) hedfone
(H) headphone | 11. (A) rusch
(B) rush
(C) rushe
(D) rusche | 16. (E) wisk
(F) whiske
(G) wisck
(H) whisk |
| 2. (E) graph
(F) graff
(G) graf
(H) graffe | 7. (A) shed
(B) shead
(C) shedd
(D) sched | 12. (E) thanx
(F) thancks
(G) thanks
(H) thankks | 17. (A) thirtie
(B) thurdy
(C) thurtie
(D) thirty |
| 3. (A) brusch
(B) brushe
(C) brush
(D) brusche | 8. (E) holl
(F) whole
(G) wholle
(H) hoal | 13. (A) bother
(B) bawther
(C) bothre
(D) bauther | 18. (E) wirl
(F) wurl
(G) wirle
(H) whirl |
| 4. (E) thes
(F) these
(G) thease
(H) theaz | 9. (A) photo
(B) foto
(C) foatoe
(D) phoato | 14. (E) fith
(F) fifth
(G) fithe
(H) fifthe | 19. (A) withe
(B) widthe
(C) wifth
(D) width |
| 5. (A) noware
(B) nowear
(C) nowhere
(D) nowere | 10. (E) wacher
(F) wascher
(G) washer
(H) washur | 15. (A) shuv
(B) shuve
(C) shove
(D) shov | 20. (E) nortern
(F) narthern
(G) northern
(H) nourthn |

Name _____

Fold back the paper along the dotted line. Write the words in the blanks as they are read aloud. When you finish the test, unfold the paper. Use the list at the right to correct any spelling mistakes.



- | | |
|----------------------------------|----------------|
| 1. _____ | 1. shred |
| 2. _____ | 2. through |
| 3. _____ | 3. sprout |
| 4. _____ | 4. sprawl |
| 5. _____ | 5. split |
| 6. _____ | 6. throb |
| 7. _____ | 7. throat |
| 8. _____ | 8. shrink |
| 9. _____ | 9. screw |
| 10. _____ | 10. shrimp |
| 11. _____ | 11. screech |
| 12. _____ | 12. straighten |
| 13. _____ | 13. sprang |
| 14. _____ | 14. shriek |
| 15. _____ | 15. splashing |
| 16. _____ | 16. straps |
| 17. _____ | 17. strain |
| 18. _____ | 18. strand |
| 19. _____ | 19. script |
| 20. _____ | 20. thrill |
| Review Words 21. _____ | 21. graph |
| 22. _____ | 22. brush |
| 23. _____ | 23. these |
| Challenge Words 24. _____ | 24. threaten |
| 25. _____ | 25. strictly |



Name _____

Using the Word Study Steps

1. LOOK at the word.
2. SAY the word aloud.
3. STUDY the letters in the word.
4. WRITE the word.
5. CHECK the word.

Did you spell the word right?
If not, go back to step 1.

Find and Circle

Find and circle the hidden spelling words.

A	T	F	E	G	S	C	R	E	E	C	H
S	H	R	E	D	C	S	H	R	I	E	K
P	R	Q	S	P	R	O	U	T	W	P	O
L	O	Z	C	V	E	S	H	R	I	M	P
A	B	S	S	L	W	T	H	R	I	L	L
S	O	T	H	R	O	U	G	H	M	S	U
H	S	R	R	C	Y	K	M	B	S	T	T
I	C	A	I	T	H	R	O	A	T	R	J
N	R	P	N	S	P	L	I	T	R	A	K
G	I	S	K	A	A	S	P	R	A	N	G
M	P	N	S	P	R	A	W	L	I	D	M
S	T	R	A	I	G	H	T	E	N	K	I



Name _____

shred	split	screw	sprang	strain
through	throb	shrimp	shriek	strand
sprout	throat	screech	splashing	script
sprawl	shrink	straighten	straps	thrill

Pattern Power

Write the spelling words with these spelling patterns.

words beginning with *shr*

1. _____
2. _____
3. _____
4. _____

words beginning with *thr*

5. _____
6. _____
7. _____
8. _____

words beginning with *spr*

9. _____
10. _____
11. _____

words beginning with *scr*

12. _____
13. _____
14. _____

words beginning with *str*

15. _____
16. _____
17. _____
18. _____

words beginning with *spl*

19. _____
20. _____

Rhyme Time

Write the spelling word that rhymes with each word.

- | | |
|-----------------|------------------|
| 21. crawl _____ | 24. plane _____ |
| 22. creek _____ | 25. preach _____ |
| 23. mob _____ | 26. pill _____ |

Name _____

shred	split	screw	sprang	strain
through	throb	shrimp	shriek	strand
sprout	throat	screech	splashing	script
sprawl	shrink	straighten	straps	thrill

Finish the Word

Write the missing letters to correctly complete the words in the sentences.

Many farmers in the Chinese village raise **1. shr** _____. They raise them in large, shallow pools of water. Water runs **2. thr** _____ all of them. No weeds are allowed to **3. spr** _____. Sometimes a gull will fly overhead and **4. scr** _____. Then everyone will run outside to scare the gull away.

It is quite a **5. thr** _____ to watch the farmers harvest the shrimp. They use nets. One walks down the middle of the pool to **6. spl** _____ it in half. As the net gets smaller and smaller, the shrimp **7. str** _____ to get out, but they are caught. When the farmers lift the net out of the water, there is much **8. spl** _____. The net will **9. thr** _____ with shrimp. The farmers dump their catch in buckets and carry them away with **10. str** _____ over their shoulders.

Word Groups

Write the spelling word that belongs in each group.

11. expand, stretch, _____
12. tack, nail, _____
13. cut, divide, _____
14. rip, tear, _____

Name _____

There are five spelling mistakes in this short story about Lei. Circle the misspelled words. Write the words correctly on the lines below.

Lei jumped rope with the girls at school. She played with her friends after school. She studied hard like her parents told her to. Lei was like other girls in most every way. But Lei had something no one else had—her grandmother’s pink pearl necklace. Lei liked to wear the necklace around her throte on special days.

Lei received the pearl necklace when she was 11. The pearl was very old and special. It was a pearl that was worn by a princess in the ancient Chinese dynasties. It gave Lei such a threel to wear it.

One day, Lei was jumping rope at a party. All of a sudden, the shrand of pearls broke. The pearls flew off Lei’s neck and scattered on the ground. Lei let out a shreak as she spraing to the ground to pick up the pearls. Her father saw what happened and helped Lei pick up the pearls. From then on, Lei was more careful with her necklace.

- | | | |
|----------|----------|----------|
| 1. _____ | 3. _____ | 5. _____ |
| 2. _____ | 4. _____ | |

Writing Activity

Imagine that you are a prince or princess of an ancient Chinese dynasty. You have just received a pearl necklace like Lei’s. Write a short story about what you would do with such a special necklace. Use at least four spelling words in your story.

Name _____

Look at the words in each set below. One word in each set is spelled correctly. Use a pencil to fill in the circle next to the correct word. Before you begin, look at the sample set of words. Sample A has been done for you. Do Sample B by yourself. When you are sure you know what to do, you may go on with the rest of the page.

Sample A:

- ☒ (A) throw
- ☐ (B) throee
- ☐ (C) thro
- ☐ (D) throu


Sample B:

- ☐ (E) skrach
- ☐ (F) skratch
- ☐ (G) scratch
- ☐ (H) scrach

- | | | | |
|--------------------------------------|---------------------------------------|---|---------------------------------------|
| 1. <input type="radio"/> (A) schred | 6. <input type="radio"/> (E) throbb | 11. <input type="radio"/> (A) skreach | 16. <input type="radio"/> (E) strapps |
| <input type="radio"/> (B) shred | <input type="radio"/> (F) throb | <input type="radio"/> (B) screche | <input type="radio"/> (F) strapz |
| <input type="radio"/> (C) shread | <input type="radio"/> (G) throub | <input type="radio"/> (C) screech | <input type="radio"/> (G) straps |
| <input type="radio"/> (D) schread | <input type="radio"/> (H) throbbe | <input type="radio"/> (D) skreech | <input type="radio"/> (H) strappz |
| 2. <input type="radio"/> (E) through | 7. <input type="radio"/> (A) throte | 12. <input type="radio"/> (E) straiten | 17. <input type="radio"/> (A) strain |
| <input type="radio"/> (F) throu | <input type="radio"/> (B) throate | <input type="radio"/> (F) straten | <input type="radio"/> (B) straine |
| <input type="radio"/> (G) threwe | <input type="radio"/> (C) throat | <input type="radio"/> (G) straighten | <input type="radio"/> (C) strane |
| <input type="radio"/> (H) throughe | <input type="radio"/> (D) throet | <input type="radio"/> (H) straitin | <input type="radio"/> (D) stran |
| 3. <input type="radio"/> (A) sprowt | 8. <input type="radio"/> (E) shrink | 13. <input type="radio"/> (A) sprange | 18. <input type="radio"/> (E) strande |
| <input type="radio"/> (B) sprout | <input type="radio"/> (F) shrinck | <input type="radio"/> (B) spraing | <input type="radio"/> (F) schtrand |
| <input type="radio"/> (C) sprot | <input type="radio"/> (G) shrinke | <input type="radio"/> (C) sprang | <input type="radio"/> (G) stranned |
| <input type="radio"/> (D) spruot | <input type="radio"/> (H) shrenk | <input type="radio"/> (D) spreang | <input type="radio"/> (H) strand |
| 4. <input type="radio"/> (E) sprall | 9. <input type="radio"/> (A) scrue | 14. <input type="radio"/> (E) schreik | 19. <input type="radio"/> (A) script |
| <input type="radio"/> (F) spraul | <input type="radio"/> (B) skrew | <input type="radio"/> (F) shreek | <input type="radio"/> (B) skript |
| <input type="radio"/> (G) sprawle | <input type="radio"/> (C) screw | <input type="radio"/> (G) schriek | <input type="radio"/> (C) schript |
| <input type="radio"/> (H) sprawl | <input type="radio"/> (D) skroo | <input type="radio"/> (H) shriek | <input type="radio"/> (D) scripped |
| 5. <input type="radio"/> (A) splitt | 10. <input type="radio"/> (E) schrimp | 15. <input type="radio"/> (A) splaching | 20. <input type="radio"/> (E) trill |
| <input type="radio"/> (B) splet | <input type="radio"/> (F) shrimp | <input type="radio"/> (B) splasching | <input type="radio"/> (F) thrill |
| <input type="radio"/> (C) splitte | <input type="radio"/> (G) shrempp | <input type="radio"/> (C) splashene | <input type="radio"/> (G) thrille |
| <input type="radio"/> (D) split | <input type="radio"/> (H) schrempp | <input type="radio"/> (D) splashing | <input type="radio"/> (H) thrile |

Name _____

Fold back the paper along the dotted line. Write the words in the blanks as they are read aloud. When you finish the test, unfold the paper. Use the list at the right to correct any spelling mistakes.



- | | |
|-----------|--------------|
| 1. _____ | 1. door |
| 2. _____ | 2. dart |
| 3. _____ | 3. fort |
| 4. _____ | 4. morning |
| 5. _____ | 5. carpet |
| 6. _____ | 6. ford |
| 7. _____ | 7. core |
| 8. _____ | 8. cord |
| 9. _____ | 9. spark |
| 10. _____ | 10. award |
| 11. _____ | 11. smart |
| 12. _____ | 12. charge |
| 13. _____ | 13. worn |
| 14. _____ | 14. argue |
| 15. _____ | 15. stormy |
| 16. _____ | 16. bore |
| 17. _____ | 17. guard |
| 18. _____ | 18. ward |
| 19. _____ | 19. warp |
| 20. _____ | 20. barnyard |
| 21. _____ | 21. screech |
| 22. _____ | 22. shrimp |
| 23. _____ | 23. throat |
| 24. _____ | 24. charcoal |
| 25. _____ | 25. forecast |

Review Words

Challenge Words



Name _____

Using the Word Study Steps

1. LOOK at the word.
2. SAY the word aloud.
3. STUDY the letters in the word.
4. WRITE the word.
5. CHECK the word.

Did you spell the word right?
If not, go back to step 1.

Find Rhyming Words

Circle the word in each row that rhymes with the spelling word on the left.

- | | | |
|--------------------|----------|----------|
| 1. ford | bored | dollar |
| 2. fort | tart | court |
| 3. bore | chore | bear |
| 4. charge | large | chart |
| 5. barnyard | vineyard | tomorrow |
| 6. award | wart | aboard |
| 7. cord | board | cable |
| 8. guard | snared | scarred |
| 9. core | store | care |
| 10. dart | charred | heart |
| 11. worn | horn | word |
| 12. morning | warning | evening |
| 13. smart | cart | poured |
| 14. spark | spook | lark |
| 15. door | deer | floor |



Name _____

ford	guard	door	carpet	stormy
spark	smart	bore	cord	ward
charge	worn	dart	fort	barnyard
morning	core	award	argue	warp

Pattern Power

Write the spelling words with each of these spelling patterns.

words with -or

- | | | |
|----------|----------|----------|
| 1. _____ | 4. _____ | 7. _____ |
| 2. _____ | 5. _____ | 8. _____ |
| 3. _____ | 6. _____ | 9. _____ |

words with -ar

- | | |
|-----------|-----------|
| 10. _____ | 16. _____ |
| 11. _____ | 17. _____ |
| 12. _____ | 18. _____ |
| 13. _____ | 19. _____ |
| 14. _____ | 20. _____ |
| 15. _____ | |

All in Order

Write the following words in alphabetical order: ward, fort, cord, stormy, barnyard, guard, core, dart, smart, morning

- | | |
|-----------|-----------|
| 21. _____ | 26. _____ |
| 22. _____ | 27. _____ |
| 23. _____ | 28. _____ |
| 24. _____ | 29. _____ |
| 25. _____ | 30. _____ |

Name _____

ford	guard	door	carpet	stormy
spark	smart	bore	cord	ward
charge	worn	dart	fort	barnyard
morning	core	award	argue	warp

What's the Word?

Write the spelling words that match the clues below.

- | | | | |
|-------------------|-------|------------------|-------|
| 1. inner part | _____ | 7. dull | _____ |
| 2. rope | _____ | 8. win | _____ |
| 3. to bend | _____ | 9. fight | _____ |
| 4. area on a farm | _____ | 10. wake up | _____ |
| 5. for soldiers | _____ | 11. static | _____ |
| 6. protects | _____ | 12. on the floor | _____ |

What's the Word?

Complete each sentence below with a spelling word.

- You must be very _____ to be an inventor.
- I heard a knock on the _____.
- Ben Franklin researched electricity on a rainy and _____ night.
- The doctors treat the patients in the hospital _____.
- These shoes are _____ out.
- Try to throw the _____ at the bull's eye.
- He felt an electric _____ during the storm.
- How did he cross the _____ of the river?

Name _____

There are six spelling mistakes in these paragraphs. Circle the misspelled words. Write the words correctly on the lines below.

Early in the mourning, Ben Franklin had a good feeling. He could tell it was going to be a starmy day and he needed lightning to test his idea. Ben was so excited he didn't even change his clothes. He just wore the same clothes he had warn yesterday.

His idea was that lightning is a large spork, like the ones he would get by rubbing his feet on the corpet and touching the doar handle.

That night, he was finally ready. He tied his kite string to a key and then he flew his kite. Up it went into the windy night and soon lightning struck it. To his delight, he saw a spark jump from the key. He knew he had been right.

- | | | |
|----------|----------|----------|
| 1. _____ | 3. _____ | 5. _____ |
| 2. _____ | 4. _____ | 6. _____ |

Writing Activity

If you could interview Ben Franklin, what questions would you ask him? Write your questions on the lines below. Use four spelling words in your interview questions.

Name _____

Look at the words in each set below. One word in each set is spelled correctly. Use a pencil to fill in the circle next to the correct word. Before you begin, look at the sample set of words. Sample A has been done for you. Do Sample B by yourself. When you are sure you know what to do, you may go on with the rest of the page.

Sample A:

- ☐ A sprout
- ☒ B sport
- ☐ C sporet
- ☐ D spart


Sample B:

- ☐ E scharks
- ☐ F sharx
- ☐ G sharks
- ☐ H scharcks

- | | | | |
|-------------------------------------|----------------------------------|--------------------------------------|--------------------------------------|
| 1. <input type="radio"/> A ford | 6. <input type="radio"/> E smard | 11. <input type="radio"/> A daurt | 16. <input type="radio"/> E argue |
| <input type="radio"/> B phord | <input type="radio"/> F smart | <input type="radio"/> B darte | <input type="radio"/> F argew |
| <input type="radio"/> C phorde | <input type="radio"/> G smarte | <input type="radio"/> C daurte | <input type="radio"/> G argoo |
| <input type="radio"/> D forde | <input type="radio"/> H smardt | <input type="radio"/> D dart | <input type="radio"/> H argou |
| 2. <input type="radio"/> E spaurk | 7. <input type="radio"/> A wourn | 12. <input type="radio"/> E uhward | 17. <input type="radio"/> A stormy |
| <input type="radio"/> F sparke | <input type="radio"/> B worne | <input type="radio"/> F aword | <input type="radio"/> B stormie |
| <input type="radio"/> G spark | <input type="radio"/> C worn | <input type="radio"/> G award | <input type="radio"/> C stormee |
| <input type="radio"/> H spaurke | <input type="radio"/> D worn | <input type="radio"/> H uhword | <input type="radio"/> D stourmy |
| 3. <input type="radio"/> A charj | 8. <input type="radio"/> E core | 13. <input type="radio"/> A carpette | 18. <input type="radio"/> E warde |
| <input type="radio"/> B charg | <input type="radio"/> F caur | <input type="radio"/> B carpet | <input type="radio"/> F worde |
| <input type="radio"/> C charge | <input type="radio"/> G corr | <input type="radio"/> C carpit | <input type="radio"/> G ward |
| <input type="radio"/> D charje | <input type="radio"/> H corre | <input type="radio"/> D caurpet | <input type="radio"/> H wourd |
| 4. <input type="radio"/> E morening | 9. <input type="radio"/> A dore | 14. <input type="radio"/> E cored | 19. <input type="radio"/> A barnyart |
| <input type="radio"/> F morning | <input type="radio"/> B dor | <input type="radio"/> F corred | <input type="radio"/> B barnyard |
| <input type="radio"/> G morneen | <input type="radio"/> C doore | <input type="radio"/> G courd | <input type="radio"/> C baurnyard |
| <input type="radio"/> H mowrning | <input type="radio"/> D door | <input type="radio"/> H cord | <input type="radio"/> D barnyaurd |
| 5. <input type="radio"/> A guard | 10. <input type="radio"/> E bore | 15. <input type="radio"/> A phort | 20. <input type="radio"/> E worp |
| <input type="radio"/> B gard | <input type="radio"/> F bour | <input type="radio"/> B forte | <input type="radio"/> F warp |
| <input type="radio"/> C garred | <input type="radio"/> G boore | <input type="radio"/> C fort | <input type="radio"/> G waurp |
| <input type="radio"/> D garde | <input type="radio"/> H borre | <input type="radio"/> D phorte | <input type="radio"/> H wourp |

Name _____

Fold back the paper along the dotted line. Write the words in the blanks as they are read aloud. When you finish the test, unfold the paper. Use the list at the right to correct any spelling mistakes.




- | | |
|----------------------------------|---------------|
| 1. _____ | 1. gear |
| 2. _____ | 2. scare |
| 3. _____ | 3. fear |
| 4. _____ | 4. cheer |
| 5. _____ | 5. spare |
| 6. _____ | 6. hear |
| 7. _____ | 7. rear |
| 8. _____ | 8. stair |
| 9. _____ | 9. airfare |
| 10. _____ | 10. career |
| 11. _____ | 11. compare |
| 12. _____ | 12. spear |
| 13. _____ | 13. beard |
| 14. _____ | 14. area |
| 15. _____ | 15. appear |
| 16. _____ | 16. yearly |
| 17. _____ | 17. tear |
| 18. _____ | 18. lair |
| 19. _____ | 19. mere |
| 20. _____ | 20. snare |
| Review Words 21. _____ | 21. fort |
| 22. _____ | 22. dart |
| 23. _____ | 23. worn |
| Challenge Words 24. _____ | 24. sincere |
| 25. _____ | 25. staircase |



Name _____

Using the Word Study Steps

1. LOOK at the word.
2. SAY the word aloud.
3. STUDY the letters in the word.
4. WRITE the word.
5. CHECK the word.
Did you spell the word right?
If not, go back to step 1.



ACROSS

1. What _____ should I put my bike in to ride up the hill?
5. Do you carry a _____ pencil in your backpack?
6. We are learning how to _____ and contrast snakes in science.
8. We make a _____ trip to my aunt's house in Texas every October.
10. I would love to have a _____ in science.
11. My teacher is the man with the brown hair and brown _____.

DOWN

2. We left the library through the exit at the _____.
3. You can walk the _____ three blocks to the public library.
4. He caught the snake with a _____.
5. The shelf above the library door had a sharp _____ on it.
7. I would be afraid if a rattlesnake would suddenly _____ in front of me.
9. A snake sleeps in a dark _____.



Name _____

scare	stair	spare	appear	mere
gear	airfare	yearly	area	spear
compare	snare	fear	cheer	lair
hear	rear	beard	tear	career

Write the spelling words with these spelling patterns.

words with -air

1. _____

2. _____

words with -are

3. _____

4. _____

5. _____

6. _____

7. _____

8. _____

words with -ere

9. _____

words with -ear

10. _____

11. _____

12. _____

13. _____

14. _____

15. _____

16. _____

17. _____

18. _____

words with -eer

19. _____

20. _____

Name _____

scare	stair	spare	appear	mere
gear	airfare	yearly	area	spear
compare	snare	fear	cheer	lair
hear	rear	beard	tear	career

Complete each sentence below with a spelling word.

1. I would love to have a _____ as a zoologist.
2. _____ for our team!
3. The zoo does a special exhibit on snakes _____ in March.
4. Can you move the ball from the _____?
5. The snake likes its _____ to be dark and cold.
6. The snake house is in this _____ of the zoo.
7. Do you have the _____ parts?
8. I can't _____ you.
9. That old painting showed a warrior carrying a pointed _____.
10. Does the snake _____ to be sick?
11. Did the mailman go to the front or the _____ door?
12. Cindy did research to _____ the rattlesnake to the boa constrictor.
13. The snail crawled a _____ two inches in a whole day.
14. Does your father have a _____?
15. The girl set a _____, but the rabbit did not get caught in it.
16. Is your _____ packed and ready to go?

Name _____

There are six spelling mistakes in these paragraphs. Circle the misspelled words. Write the words correctly on the lines below.

Jill screeched when she saw the snake. Even though it was just a tiny garter snake, it still surprised her. She would have stepped on it if she had taken another step. It was coiled on the third stare. Jill could here it hissing. She could also see its tongue rolling in and out like a tiny carpet. Frozen, all she could do was stare at it. It sure did scear her, though she later realized that it did not appere angry. Maybe she did not need to feel such fere.

She backed down the stairs, never taking her eyes off it. She went to find her mother, who used to deal with snakes on the ranch. Her mother was in her office and came right away. When they got to the stairs, Jill was relieved to see the snake had left. But she was also disappointed. "Well, maybe it went into its lare," said her mother.

- | | | |
|----------|----------|----------|
| 1. _____ | 3. _____ | 5. _____ |
| 2. _____ | 4. _____ | 6. _____ |

Writing Activity

Write a paragraph about a scary experience you had. Describe what it was and how it made you feel. Use four spelling words in your paragraph.

Name _____

Look at the words in each set below. One word in each set is spelled correctly. Use a pencil to fill in the circle next to the correct word. Before you begin, look at the sample set of words. Sample A has been done for you. Do Sample B by yourself. When you are sure you know what to do, you may go on with the rest of the page.

Sample A:

- Ⓐ air
- Ⓑ ari
- Ⓒ aer
- Ⓓ aire

Sample B:

- Ⓔ weare
- Ⓕ warre
- Ⓖ wayre
- Ⓗ wear

1. Ⓐ skair
Ⓑ scare
Ⓒ scaire
Ⓓ skare

6. Ⓔ airfair
Ⓕ aerfare
Ⓖ ayrfayre
Ⓗ airfare

11. Ⓐ feer
Ⓑ fere
Ⓒ fear
Ⓓ feere

16. Ⓔ tear
Ⓕ tere
Ⓖ tair
Ⓗ teer

2. Ⓔ gere
Ⓑ gear
Ⓒ geer
Ⓓ geere

7. Ⓐ snayre
Ⓑ snare
Ⓒ snair
Ⓓ snaire

12. Ⓔ beared
Ⓑ beerd
Ⓒ bierd
Ⓗ beard

17. Ⓐ mear
Ⓑ meer
Ⓒ merre
Ⓓ mere

3. Ⓐ compair
Ⓑ cumpare
Ⓒ compare
Ⓓ comparre

8. Ⓔ rere
Ⓕ reer
Ⓖ rear
Ⓗ rier

13. Ⓐ uhpeer
Ⓑ apear
Ⓒ appeer
Ⓓ appear

18. Ⓔ speer
Ⓕ spear
Ⓖ speere
Ⓗ spere

4. Ⓔ heer
Ⓑ herre
Ⓒ heare
Ⓓ hear

9. Ⓐ spare
Ⓑ spair
Ⓒ spayre
Ⓓ spaire

14. Ⓔ aireea
Ⓑ areah
Ⓒ area
Ⓗ ayrea

19. Ⓐ layre
Ⓑ lair
Ⓒ lare
Ⓓ laire

5. Ⓐ stayre
Ⓑ stair
Ⓒ staire
Ⓓ stayr

10. Ⓔ yearly
Ⓑ yerely
Ⓒ yearlee
Ⓗ yearlie

15. Ⓐ cheere
Ⓑ chear
Ⓒ cheer
Ⓓ chere

20. Ⓔ career
Ⓑ cuhrear
Ⓒ carear
Ⓓ carere

© Macmillan/McGraw-Hill


- Review Test • Grade 4/Unit 2

Name _____

- | | |
|--|-----------------------------|
| 11. The <u>thrill</u> of the <u>photo</u> finish made us <u>chere</u> even louder.
A B C | 11. (A) (B) (C) (D)
NONE |
| 12. In the <u>morning</u> , they <u>split</u> the prize so no one would <u>argyu</u> .
E F G | 12. (E) (F) (G) (H)
NONE |
| 13. It is <u>smarte</u> to <u>compare</u> prices, if you get a <u>chance</u> .
A B C | 13. (A) (B) (C) (D)
NONE |
| 14. The man with the <u>berde</u> <u>sprang</u> from the <u>worn</u> chair.
E F G | 14. (E) (F) (G) (H)
NONE |
| 15. Our <u>yearly</u> family <u>photo</u> is <u>nowhere</u> to be found.
A B C | 15. (A) (B) (C) (D)
NONE |
| 16. Martin has had to <u>pach</u> that <u>door</u> <u>thirty</u> times.
E F G | 16. (E) (F) (G) (H)
NONE |
| 17. The <u>screech</u> in the <u>kichen</u> made her <u>shriek</u> with fear.
A B C | 17. (A) (B) (C) (D)
NONE |
| 18. She <u>sckeched</u> a picture of the <u>brush</u> in a <u>mere</u> ten seconds.
E F G | 18. (E) (F) (G) (H)
NONE |
| 19. The <u>chance</u> to <u>touch</u> a whale was such a <u>thrill</u> .
A B C | 19. (A) (B) (C) (D)
NONE |
| 20. If you were to <u>brush</u> his <u>beard</u> it would make him <u>shreek</u> .
E F G | 20. (E) (F) (G) (H)
NONE |
| 21. She had to <u>patch</u> her <u>warn</u> jeans when they <u>split</u> at the knee.
A B C | 21. (A) (B) (C) (D)
NONE |
| 22. For a <u>mere</u> <u>thirty</u> dollars you can buy a <u>yearly</u> pass to the park.
E F G | 22. (E) (F) (G) (H)
NONE |
| 23. This <u>morning</u> , there is <u>nowere</u> I would rather be in the <u>whole</u>
A B C
world than with you. | 23. (A) (B) (C) (D)
NONE |
| 24. When we heard the <u>screach</u> of the car tires on the track,
E
we <u>sprang</u> from our seats to <u>cheer</u> .
F G | 24. (E) (F) (G) (H)
NONE |
| 25. They <u>sketched</u> out a <u>smart</u> plan for <u>tuch</u> football.
A B C | 25. (A) (B) (C) (D)
NONE |

Name _____

Fold back the paper along the dotted line. Write the words in the blanks as they are read aloud. When you finish the test, unfold the paper. Use the list at the right to correct any spelling mistakes.



1. _____
2. _____
3. _____
4. _____
5. _____
6. _____
7. _____
8. _____
9. _____
10. _____
11. _____
12. _____
13. _____
14. _____
15. _____
16. _____
17. _____
18. _____
19. _____
20. _____
- Review Words** 21. _____
22. _____
23. _____
- Challenge Words** 24. _____
25. _____

1. dirty
2. purse
3. birth
4. curl
5. curve
6. curb
7. person
8. shirt
9. worse
10. hurl
11. twirl
12. swirl
13. herb
14. turkey
15. turnip
16. purpose
17. blurred
18. sternly
19. serpent
20. pearl
21. hear
22. spare
23. lair
24. spurt
25. further



Name _____

Using the Word Study Steps

1. LOOK at the word.
2. SAY the word aloud.
3. STUDY the letters in the word.
4. WRITE the word.
5. CHECK the word.
Did you spell the word right?
If not, go back to step 1.

Find Rhyming Words

Circle the word in each row that rhymes with the spelling word on the left.

- | | | |
|-------------|---------|---------|
| 1. twirl | whirl | twist |
| 2. blurred | married | stirred |
| 3. curve | cave | serve |
| 4. birth | mirth | bath |
| 5. hurl | earl | haul |
| 6. shirt | sure | dirt |
| 7. purse | please | nurse |
| 8. curl | girl | call |
| 9. turkey | tacky | murky |
| 10. sternly | firmly | silly |
| 11. pearl | pail | whirl |
| 12. curb | herb | cure |



Name _____

birth	dirty	herb	purse	sternly
worse	hurl	curve	blurred	serpent
pearl	swirl	turnip	shirt	turkey
curl	curb	purpose	person	twirl

Write the spelling words with these spelling patterns.

words with *ir*

1. _____
2. _____
3. _____
4. _____
5. _____

words with *er*

6. _____
7. _____
8. _____
9. _____

words with *ur*

10. _____
11. _____
12. _____
13. _____
14. _____
15. _____
16. _____
17. _____
18. _____

Name _____

birth	dirty	herb	purse	sternly
worse	hurl	curve	blurred	serpent
pearl	swirl	turnip	shirt	turkey
curl	curb	purpose	person	twirl

What's the Word?

Complete each sentence with a spelling word.

1. Are you feeling _____ than yesterday?
2. The rattlesnake likes to _____ up when it sleeps.
3. The snake likes to _____ around in the water.
4. The rattlesnake slithered beside the _____.
5. A _____ is a root vegetable like a carrot.
6. My sight is _____ by the fog.
7. That _____ is really scared of rattlesnakes!
8. Does your family eat _____ for Thanksgiving dinner?
9. The _____ of the coyote was a reason to celebrate.
10. You might find a _____ inside of an oyster.

What do You Mean?

Read each dictionary definition below. Then write the spelling word that matches the definition.

11. Not clean _____
12. To bend _____
13. Turn quickly _____
14. To throw _____
15. Used for flavor _____

Name _____

Proofreading

There are five spelling mistakes in the paragraphs below. Circle the misspelled words. Write the words correctly on the lines below.

The tree was tired of standing in one place all the time and never moving. The tree wanted to move. During the winter, the tree wanted to kirl up for warmth. In the summer, the tree wanted to swim and swurl through the water. Never in its whole life had the tree left its spot. It wanted to travel the earth.

One day a snake slithered by. The tree said, "I wish I could travel the world like you." "Really?" replied the sirpent. "Here I was thinking I'd rather be a tree. I wouldn't have to search for my food every day. And I could let my branches and leaves twirle around in the wind while I stood still."

At that, the tree started thinking. "That's true, I don't have to run around all the time, and that's pretty nice." From then on, the tree understood how lucky it was to be able to stand, and found a perpose in life.

- | | | |
|----------|----------|----------|
| 1. _____ | 3. _____ | 5. _____ |
| 2. _____ | 4. _____ | |

Writing Activity

Imagine someone you've met taught you a lesson. Who was the person and what did you learn from them? Use at least four spelling words in your paragraph.

Name _____

Look at the words in each set below. One word in each set is spelled correctly. Use a pencil to fill in the circle next to the correct word. Before you begin, look at the sample set of words. Sample A has been done for you. Do Sample B by yourself. When you are sure you know what to do, you may go on with the rest of the page.

Sample A:

- ☐ A berd
- ☒ B bird
- ☐ C burd
- ☐ D berde


Sample B:

- ☐ E nirrs
- ☐ F nerse
- ☐ G nirse
- ☐ H nurse

- | | | | |
|-----------------------------------|-----------------------------------|-------------------------------------|--------------------------------------|
| 1. <input type="radio"/> A birth | 6. <input type="radio"/> E hirl | 11. <input type="radio"/> A turnip | 16. <input type="radio"/> E pirsin |
| <input type="radio"/> B berthe | <input type="radio"/> F herl | <input type="radio"/> B turnup | <input type="radio"/> F person |
| <input type="radio"/> C burth | <input type="radio"/> G hirle | <input type="radio"/> C ternip | <input type="radio"/> G purson |
| <input type="radio"/> D birthe | <input type="radio"/> H hurl | <input type="radio"/> D tirnup | <input type="radio"/> H persin |
| 2. <input type="radio"/> E wurse | 7. <input type="radio"/> A swirl | 12. <input type="radio"/> E pirpuss | 17. <input type="radio"/> A stirnlee |
| <input type="radio"/> F wirse | <input type="radio"/> B swerl | <input type="radio"/> F perpose | <input type="radio"/> B sternlie |
| <input type="radio"/> G werse | <input type="radio"/> C swirl | <input type="radio"/> G purposs | <input type="radio"/> C stirnly |
| <input type="radio"/> H worse | <input type="radio"/> D swerle | <input type="radio"/> H purpose | <input type="radio"/> D sternly |
| 3. <input type="radio"/> A pearl | 8. <input type="radio"/> E kerb | 13. <input type="radio"/> A perse | 18. <input type="radio"/> E serpent |
| <input type="radio"/> B perle | <input type="radio"/> F curb | <input type="radio"/> B pirse | <input type="radio"/> F cirpent |
| <input type="radio"/> C pirle | <input type="radio"/> G cirb | <input type="radio"/> C purse | <input type="radio"/> G sirpent |
| <input type="radio"/> D purl | <input type="radio"/> H kurb | <input type="radio"/> D pers | <input type="radio"/> H serpint |
| 4. <input type="radio"/> E kurl | 9. <input type="radio"/> A erb | 14. <input type="radio"/> E blurred | 19. <input type="radio"/> A tirkey |
| <input type="radio"/> F kerl | <input type="radio"/> B herb | <input type="radio"/> F blerd | <input type="radio"/> B turkey |
| <input type="radio"/> G curl | <input type="radio"/> C hurb | <input type="radio"/> G blirred | <input type="radio"/> C terkey |
| <input type="radio"/> H cerl | <input type="radio"/> D urb | <input type="radio"/> H blurd | <input type="radio"/> D tirkie |
| 5. <input type="radio"/> A dirtie | 10. <input type="radio"/> E kurve | 15. <input type="radio"/> A shirt | 20. <input type="radio"/> E twurl |
| <input type="radio"/> B durty | <input type="radio"/> F kerve | <input type="radio"/> B shert | <input type="radio"/> F twerl |
| <input type="radio"/> C dertie | <input type="radio"/> G curve | <input type="radio"/> C shurt | <input type="radio"/> G twerle |
| <input type="radio"/> D dirty | <input type="radio"/> H cerve | <input type="radio"/> D schirt | <input type="radio"/> H twirl |

Name _____

Fold back the paper along the dotted line. Write the words in the blanks as they are read aloud. When you finish the test, unfold the paper. Use the list at the right to correct any spelling mistakes.



- | | |
|----------------------------------|--------------|
| 1. _____ | 1. hour |
| 2. _____ | 2. lambs |
| 3. _____ | 3. knew |
| 4. _____ | 4. wrench |
| 5. _____ | 5. kneel |
| 6. _____ | 6. thumbs |
| 7. _____ | 7. honest |
| 8. _____ | 8. answer |
| 9. _____ | 9. honesty |
| 10. _____ | 10. plumber |
| 11. _____ | 11. honor |
| 12. _____ | 12. known |
| 13. _____ | 13. combs |
| 14. _____ | 14. wrapper |
| 15. _____ | 15. knives |
| 16. _____ | 16. doubt |
| 17. _____ | 17. knead |
| 18. _____ | 18. wriggle |
| 19. _____ | 19. heir |
| 20. _____ | 20. wrinkle |
| Review Words 21. _____ | 21. curl |
| 22. _____ | 22. pearl |
| 23. _____ | 23. shirt |
| Challenge Words 24. _____ | 24. knuckles |
| 25. _____ | 25. wrestle |



Name _____

Using the Word Study Steps

1. LOOK at the word.
2. SAY the word aloud.
3. STUDY the letters in the word.
4. WRITE the word.
5. CHECK the word.

Did you spell the word right?
If not, go back to step 1.

Find and Circle

Find and circle the hidden spelling words.

P	L	U	M	B	E	R	K	Y	U	I	Q
Z	C	O	M	B	S	K	N	I	V	E	S
W	R	I	N	K	L	E	E	R	R	T	F
R	W	R	E	N	C	H	W	D	F	G	V
A	Q	R	H	O	U	R	H	O	N	O	R
P	A	N	S	W	E	R	L	A	M	B	S
P	B	H	O	N	E	S	T	Y	V	B	H
E	N	O	L	N	X	K	N	E	A	D	Z
R	K	N	E	E	L	F	B	S	D	E	Q
A	H	E	I	R	W	R	I	G	G	L	E
A	K	S	P	D	O	U	B	T	D	R	T
W	L	T	H	U	M	B	S	Q	R	C	A



Name _____

doubt	heir	honest	plumber	honesty
lambs	hour	wrinkle	knead	known
honor	knew	thumbs	wrapper	answer
wriggle	knives	combs	kneel	wrench

Write the spelling words with these spelling patterns.

words with *silent h*

1. _____
2. _____
3. _____
4. _____
5. _____

words with *silent k*

11. _____
12. _____
13. _____
14. _____
15. _____

words with *silent b*

6. _____
7. _____
8. _____
9. _____
10. _____

words with *silent w*

16. _____
17. _____
18. _____
19. _____
20. _____

Name _____

doubt	heir	honest	plumber	honesty
lambs	hour	wrinkle	knead	known
honor	knew	thumbs	wrapper	answer
wriggle	knives	combs	kneel	wrench

Definitions for You

Fill in the word from the spelling list that matches the definition.

- Response to a question _____
- A tool for tightening or loosening _____
- Young sheep _____
- For untangling hair _____
- A measurement of time _____
- To place knees on ground _____
- To thank or appreciate _____
- To squirm _____
- A paper covering _____
- One who inherits _____
- A line in the skin _____
- Tools for cutting _____
- To be truthful _____
- To be unsure _____
- Understood _____
- Not your fingers _____
- Fixes pipes _____
- To press in _____
- Truth _____
- Was or is understood _____

Name _____

Proofreading

There are six spelling mistakes in the story below. Circle the misspelled words. Write the words correctly on the lines below.

My brother Sam could never make up his mind about what he wanted to be when he grew up. He just new that he wanted to help people.

At one time, he wanted to be a farmer. He liked sheep and lams. I think he would have liked herding them. He could have been a shepherd.

Sam also liked tools. He liked fixing his bike with a rench. He could have been a plumber. He would have liked helping people by fixing their leaky sinks.

When he decided to be a judge, I was sure that was the perfect job for him. He was always onest and fair. I had no dout that he would help a lot of people. You could just tell that he was going to make a difference, whether as a shepherd, a plumber, or a judge.

- | | | |
|----------|----------|----------|
| 1. _____ | 3. _____ | 5. _____ |
| 2. _____ | 4. _____ | 6. _____ |

Writing Activity

Think about people like Dr. Martin Luther King and others who make a difference. Write a paragraph describing another job that involves helping people. Use at least four spelling words in your paragraph.

Name _____

Look at the words in each set below. One word in each set is spelled correctly. Use a pencil to fill in the circle next to the correct word. Before you begin, look at the sample set of words. Sample A has been done for you. Do Sample B by yourself. When you are sure you know what to do, you may go on with the rest of the page.

Sample A:

- ☐ A nitt
- ☐ B nit
- ☐ C knit
- ☐ D knitt


Sample B:

- ☐ E gnat
- ☐ F natt
- ☐ G nat
- ☐ H gnatt

- | | | | |
|---|--|---|--|
| 1. <input type="radio"/> A dowl
<input type="radio"/> B dout
<input type="radio"/> C dowbt
<input type="radio"/> D doubt | 6. <input type="radio"/> E hour
<input type="radio"/> F ouer
<input type="radio"/> G houer
<input type="radio"/> H oure | 11. <input type="radio"/> A thumms
<input type="radio"/> B thums
<input type="radio"/> C thumbs
<input type="radio"/> D thummb | 16. <input type="radio"/> E kneel
<input type="radio"/> F neal
<input type="radio"/> G kneal
<input type="radio"/> H neel |
| 2. <input type="radio"/> E lamms
<input type="radio"/> F lams
<input type="radio"/> G lammb
<input type="radio"/> H lambs | 7. <input type="radio"/> A neww
<input type="radio"/> B knew
<input type="radio"/> C nue
<input type="radio"/> D knue | 12. <input type="radio"/> E cowms
<input type="radio"/> F coams
<input type="radio"/> G komes
<input type="radio"/> H combs | 17. <input type="radio"/> A onestie
<input type="radio"/> B honesty
<input type="radio"/> C honistie
<input type="radio"/> D onisty |
| 3. <input type="radio"/> A onor
<input type="radio"/> B honer
<input type="radio"/> C honor
<input type="radio"/> D oner | 8. <input type="radio"/> E nives
<input type="radio"/> F knives
<input type="radio"/> G nifes
<input type="radio"/> H knives | 13. <input type="radio"/> A plumber
<input type="radio"/> B plumber
<input type="radio"/> C plumer
<input type="radio"/> D plummb | 18. <input type="radio"/> E noan
<input type="radio"/> F known
<input type="radio"/> G nonne
<input type="radio"/> H knoan |
| 4. <input type="radio"/> E wriggle
<input type="radio"/> F riggle
<input type="radio"/> G wriggel
<input type="radio"/> H riggel | 9. <input type="radio"/> A onist
<input type="radio"/> B honist
<input type="radio"/> C honest
<input type="radio"/> D onest | 14. <input type="radio"/> E knead
<input type="radio"/> F nead
<input type="radio"/> G kneed
<input type="radio"/> H neede | 19. <input type="radio"/> A annser
<input type="radio"/> B ansir
<input type="radio"/> C anserr
<input type="radio"/> D answer |
| 5. <input type="radio"/> A eir
<input type="radio"/> B heir
<input type="radio"/> C haire
<input type="radio"/> D aire | 10. <input type="radio"/> E rinkle
<input type="radio"/> F wrinkle
<input type="radio"/> G wrenkel
<input type="radio"/> H rinked | 15. <input type="radio"/> A wrapper
<input type="radio"/> B rappur
<input type="radio"/> C wrappur
<input type="radio"/> D rappere | 20. <input type="radio"/> E rench
<input type="radio"/> F wrench
<input type="radio"/> G wrinch
<input type="radio"/> H rinch |

Name _____

Fold back the paper along the dotted line. Write the words in the blanks as they are read aloud. When you finish the test, unfold the paper. Use the list at the right to correct any spelling mistakes.



- | | |
|----------------------------------|--------------|
| 1. _____ | 1. center |
| 2. _____ | 2. once |
| 3. _____ | 3. dance |
| 4. _____ | 4. germs |
| 5. _____ | 5. spice |
| 6. _____ | 6. bridge |
| 7. _____ | 7. badge |
| 8. _____ | 8. circus |
| 9. _____ | 9. cement |
| 10. _____ | 10. glance |
| 11. _____ | 11. strange |
| 12. _____ | 12. police |
| 13. _____ | 13. certain |
| 14. _____ | 14. orange |
| 15. _____ | 15. ounce |
| 16. _____ | 16. ginger |
| 17. _____ | 17. wedge |
| 18. _____ | 18. arrange |
| 19. _____ | 19. sponge |
| 20. _____ | 20. village |
| Review Words 21. _____ | 21. combs |
| 22. _____ | 22. kneel |
| 23. _____ | 23. wrench |
| Challenge Words 24. _____ | 24. general |
| 25. _____ | 25. ceremony |



Name _____

Using the Word Study Steps

1. LOOK at the word.
2. SAY the word aloud.
3. STUDY the letters in the word.
4. WRITE the word.
5. CHECK the word.

Did you spell the word right?
If not, go back to step 1.

Find Rhyming Words

Rhyming words have the same last sound. Circle the word in each row that has the same last sound as the spelling word on the left.

- | | | | |
|--------------------|---------|---------|---------|
| 1. glance | stance | fence | gleam |
| 2. spice | spot | spruce | vice |
| 3. ounce | inch | bounce | pound |
| 4. strange | arrange | stingy | garage |
| 5. center | blender | renter | cement |
| 6. wedge | pledge | welt | trudge |
| 7. sponge | stage | spare | orange |
| 8. bridge | brought | ridge | ride |
| 9. germs | grim | terms | times |
| 10. dance | prance | dunce | race |
| 11. certain | crept | captain | curtain |
| 12. ginger | singer | germ | gesture |



Name _____

arrange	glance	wedge	bridge	once
badge	cement	strange	orange	spice
circus	center	germs	ounce	sponge
certain	dance	ginger	police	village

Pattern Power

Write the spelling words with these spelling patterns.

words with *soft c*

1. _____
2. _____
3. _____
4. _____
5. _____
6. _____
7. _____
8. _____
9. _____
10. _____

words with *soft g*

11. _____
12. _____
13. _____
14. _____
15. _____
16. _____
17. _____
18. _____
19. _____
20. _____

Name _____

arrange	glance	wedge	bridge	once
badge	cement	strange	orange	spice
circus	center	germs	ounce	sponge
certain	dance	ginger	police	village

What's the Word?

Complete each sentence with a spelling word.

1. What's that _____ noise?
2. The fourth graders raised money to buy _____ for a new playground.
3. Did you get a _____ for helping at the animal shelter?
4. I love seeing the tigers at the _____.
5. We visited the _____ when we went to Africa.
6. Don't forget your ballet slippers for the _____ recital.
7. That dish has a lot of _____ in it.
8. Are you _____ you locked your keys in the car?
9. One quick _____ and I knew the kitchen needed some cleaning.
10. Measure one _____ of medicine for your cat.
11. Did you _____ to get a ride to the stream cleanup day?
12. It's important to wash your hands to avoid getting sick from _____.
13. The _____ officer came to school to talk about safety.
14. I'm _____ that the school can find enough volunteers for the health fair.
15. In the _____ of the campgrounds is the campfire and meeting area.
16. I need a damp _____ to clean up these dirty counters.

Name _____

Proofreading

There are six spelling mistakes in the story below. Circle the misspelled words. Write the words correctly on the lines below.

Ana read an article in the newspaper about a fire at a house in a nearby vilage. No one was hurt, but the family lost all of their belongings. Many people were helping them out, but the children didn't have clothes and books for school.

She thought about how strang it would be to lose her own stuff. She was sertain she could find a way to help out. Ana decided to arrange a way for them to get the things they needed.

She started asking people to help. She started with her parents. They gave her a few dollars. Then she asked her grandparents. They gave a little, too. Then she asked her teacher, and next her neighbors. Pretty soon, she had the courage to ask everyone—the polise and even the clowns at the local circus. When she collected enough money, her dad drove her to the store. She bought new clothes, books, and school supplies. She even bought some new toys. Then she loaded her purchases in a big box and got ready to drop them off to their new owners.

- | | | |
|----------|----------|----------|
| 1. _____ | 3. _____ | 5. _____ |
| 2. _____ | 4. _____ | 6. _____ |

Writing Activity

Imagine that you read about a family who needs help in your town. What might it be? How could you follow Ana's example and do something to fix it? Use at least three spelling words in your paragraph.

Name _____

Look at the words in each set below. One word in each set is spelled correctly. Use a pencil to fill in the circle next to the correct word. Before you begin, look at the sample set of words. Sample A has been done for you. Do Sample B by yourself. When you are sure you know what to do, you may go on with the rest of the page.

Sample A:

- Ⓐ city
- Ⓑ sitty
- Ⓒ sitie
- Ⓓ citie


Sample B:

- Ⓔ jiant
- Ⓕ giant
- Ⓖ gient
- Ⓗ jyent

- | | | | |
|--------------|---------------|--------------|---------------|
| 1. Ⓐ arrange | 6. Ⓔ siment | 11. Ⓐ jerns | 16. Ⓔ poleese |
| Ⓑ arranje | Ⓕ sement | Ⓑ girms | Ⓕ polease |
| Ⓒ arange | Ⓖ cement | Ⓒ jirms | Ⓖ police |
| Ⓓ aranje | Ⓗ cemint | Ⓓ germs | Ⓗ poleece |
| 2. Ⓔ badge | 7. Ⓐ senter | 12. Ⓔ jinjer | 17. Ⓐ wonce |
| Ⓕ bajj | Ⓑ scenter | Ⓕ jinger | Ⓑ wunse |
| Ⓖ badje | Ⓒ sinter | Ⓖ ginger | Ⓒ onse |
| Ⓗ bage | Ⓓ center | Ⓗ ginjer | Ⓓ once |
| 3. Ⓐ cerkis | 8. Ⓔ dance | 13. Ⓐ briij | 18. Ⓔ spise |
| Ⓑ sirkus | Ⓕ dantz | Ⓑ bridje | Ⓕ spyce |
| Ⓒ circus | Ⓖ danse | Ⓒ brige | Ⓖ spyse |
| Ⓓ sirkus | Ⓗ dansce | Ⓓ bridge | Ⓗ spice |
| 4. Ⓔ serten | 9. Ⓐ wedje | 14. Ⓔ orange | 19. Ⓐ sponge |
| Ⓕ certain | Ⓑ wej | Ⓕ ornje | Ⓑ spunje |
| Ⓖ certin | Ⓒ weg | Ⓖ oranje | Ⓒ spunge |
| Ⓗ sirtain | Ⓓ wedge | Ⓗ ornge | Ⓓ sponje |
| 5. Ⓐ glantz | 10. Ⓔ stranje | 15. Ⓐ ownse | 20. Ⓔ villaje |
| Ⓑ glance | Ⓕ strange | Ⓑ ounce | Ⓕ vilage |
| Ⓒ glanse | Ⓖ strajnje | Ⓒ ounse | Ⓖ vilidge |
| Ⓓ glansce | Ⓗ strainge | Ⓓ ownce | Ⓗ village |

Name _____

Fold back the paper along the dotted line. Write the words in the blanks as they are read aloud. When you finish the test, unfold the paper. Use the list at the right to correct any spelling mistakes.



1. _____
2. _____
3. _____
4. _____
5. _____
6. _____
7. _____
8. _____
9. _____
10. _____
11. _____
12. _____
13. _____
14. _____
15. _____
16. _____
17. _____
18. _____
19. _____
20. _____
- Review Words** 21. _____
22. _____
23. _____
- Challenge Words** 24. _____
25. _____

1. clams
2. mints
3. props
4. arches
5. dresses
6. parents
7. caves
8. glasses
9. hobbies
10. engines
11. couches
12. arrows
13. enemies
14. babies
15. ranches
16. patches
17. mistakes
18. berries
19. mosses
20. armies
21. circus
22. germs
23. spice
24. batteries
25. compasses



Name _____

Using the Word Study Steps

1. LOOK at the word.
2. SAY the word aloud.
3. STUDY the letters in the word.
4. WRITE the word.
5. CHECK the word.

Did you spell the word right?
If not, go back to step 1.

Word Endings

Write the spelling word by adding -es.

- | | | | |
|----------|-------|----------|-------|
| 1. moss | _____ | 5. couch | _____ |
| 2. arch | _____ | 6. patch | _____ |
| 3. dress | _____ | 7. ranch | _____ |
| 4. glass | _____ | | |

Write the spelling word by adding -s.

- | | | | |
|------------|-------|-------------|-------|
| 8. cave | _____ | 12. mistake | _____ |
| 9. clam | _____ | 13. prop | _____ |
| 10. arrow | _____ | 14. parent | _____ |
| 11. engine | _____ | 15. mint | _____ |

Write the spelling word by changing the *y* to *i* and adding -es.

- | | |
|-----------|-------|
| 16. baby | _____ |
| 17. army | _____ |
| 18. berry | _____ |
| 19. hobby | _____ |
| 20. enemy | _____ |



Name _____

mosses	berries	dressess	hobbies	parents
arches	caves	engines	enemies	patches
babies	clams	glasses	mistakes	mints
armies	arrows	couches	props	ranches

Pattern Power

Write the spelling words with these spelling patterns.

words with -s

1. _____
2. _____
3. _____
4. _____
5. _____
6. _____
7. _____
8. _____

words with -ies

16. _____
17. _____
18. _____
19. _____
20. _____

words with -es

9. _____
10. _____
11. _____
12. _____
13. _____
14. _____
15. _____

Name _____

mosses	berries	dresses	hobbies	parents
arches	caves	engines	enemies	patches
babies	clams	glasses	mistakes	mints
armies	arrows	couches	props	ranches

Fill in the Blanks

Complete each sentence with a word from the spelling list.

1. Bats live in _____ because they are cool and dark.
2. I love to roll up my pants, wade in the water, and look for _____.
3. It was amazing how Indians used to hunt bison with bows and _____.
4. Ladies and gentlemen, start your _____!
5. Please check your work for _____ before you turn it in.
6. Some of the _____ we needed for our class play included pottery dishes.
7. The _____ of the young Indian boy were very proud of their son.
8. I love the chocolate after-dinner _____ they serve here.
9. My favorite _____ are reading and playing soccer.
10. In the west, cows are raised on large _____.
11. What kind of fruits and _____ did the Great Plains Indians eat?
12. There were _____ of dry grass in the field.
13. The coyote _____ his back as it hunts for prey.
14. I can't see the blackboard if I'm not wearing my _____.

Name _____

Proofreading

There are six spelling mistakes in the story below. Circle the misspelled words. Write the words correctly on the lines below.

At night, we'd sleep in the tepee. We made our beds by gathering moses. They were really soft. Our blankets were bison hides, which the hunters had shot with arrowes. They also had to use bows and arrows to protect our tribe from enemys.

The Plains was a beautiful place, with wide horizons and rolling hills. Later, it would be made into ranchs with cows and cowboys. But before that, there were no fences, just grass as far as you could see.

Indians were good parentes. They cared very much for their babyes. Mothers would carry them around on their backs and sing to them. The women wore dresses made of deer hides.

- | | | |
|----------|----------|----------|
| 1. _____ | 3. _____ | 5. _____ |
| 2. _____ | 4. _____ | 6. _____ |

Writing Activity

Imagine that you could live on the Plains with an Indian tribe. Write a paragraph describing what you would do. Use at least four spelling words in your paragraph.

Name _____

Look at the words in each set below. One word in each set is spelled correctly. Use a pencil to fill in the circle next to the correct word. Before you begin, look at the sample set of words. Sample A has been done for you. Do Sample B by yourself. When you are sure you know what to do, you may go on with the rest of the page.

Sample A:

- ☐ (A) yeers
- ☐ (B) yeres
- ☐ (C) yeares
- ☒ (D) years


Sample B:

- ☐ (E) sitties
- ☐ (F) cities
- ☐ (G) citys
- ☐ (H) sitys

- | | | | |
|---|--|---|--|
| 1. <input type="radio"/> (A) mossus
<input type="radio"/> (B) mossis
<input type="radio"/> (C) mosses
<input type="radio"/> (D) mosss | 6. <input type="radio"/> (E) cavees
<input type="radio"/> (F) cavies
<input type="radio"/> (G) kaves
<input type="radio"/> (H) caves | 11. <input type="radio"/> (A) glassus
<input type="radio"/> (B) glasss
<input type="radio"/> (C) glassis
<input type="radio"/> (D) glasses | 16. <input type="radio"/> (E) props
<input type="radio"/> (F) propse
<input type="radio"/> (G) propes
<input type="radio"/> (H) propps |
| 2. <input type="radio"/> (E) archis
<input type="radio"/> (F) arches
<input type="radio"/> (G) archs
<input type="radio"/> (H) arshes | 7. <input type="radio"/> (A) clames
<input type="radio"/> (B) klams
<input type="radio"/> (C) clams
<input type="radio"/> (D) klames | 12. <input type="radio"/> (E) couches
<input type="radio"/> (F) kowches
<input type="radio"/> (G) cowches
<input type="radio"/> (H) couches | 17. <input type="radio"/> (A) parents
<input type="radio"/> (B) pairents
<input type="radio"/> (C) parentes
<input type="radio"/> (D) parinse |
| 3. <input type="radio"/> (A) babies
<input type="radio"/> (B) babyes
<input type="radio"/> (C) babys
<input type="radio"/> (D) baibies | 8. <input type="radio"/> (E) airoes
<input type="radio"/> (F) arrows
<input type="radio"/> (G) arrowes
<input type="radio"/> (H) airos | 13. <input type="radio"/> (A) hobbys
<input type="radio"/> (B) hobbyes
<input type="radio"/> (C) hobbies
<input type="radio"/> (D) hobbis | 18. <input type="radio"/> (E) patchs
<input type="radio"/> (F) paches
<input type="radio"/> (G) pachs
<input type="radio"/> (H) patches |
| 4. <input type="radio"/> (E) armies
<input type="radio"/> (F) armees
<input type="radio"/> (G) armys
<input type="radio"/> (H) armeez | 9. <input type="radio"/> (A) dresss
<input type="radio"/> (B) dresses
<input type="radio"/> (C) dressus
<input type="radio"/> (D) dressis | 14. <input type="radio"/> (E) enemees
<input type="radio"/> (F) enemies
<input type="radio"/> (G) inemies
<input type="radio"/> (H) enemys | 19. <input type="radio"/> (A) mintz
<input type="radio"/> (B) mintes
<input type="radio"/> (C) mints
<input type="radio"/> (D) ments |
| 5. <input type="radio"/> (A) berries
<input type="radio"/> (B) berryes
<input type="radio"/> (C) berrys
<input type="radio"/> (D) berris | 10. <input type="radio"/> (E) injins
<input type="radio"/> (F) engines
<input type="radio"/> (G) enjins
<input type="radio"/> (H) ingines | 15. <input type="radio"/> (A) mistakees
<input type="radio"/> (B) mistakes
<input type="radio"/> (C) mistackes
<input type="radio"/> (D) misstakes | 20. <input type="radio"/> (E) ranchs
<input type="radio"/> (F) ransches
<input type="radio"/> (G) ranshs
<input type="radio"/> (H) ranches |

Name _____

Fold back the paper along the dotted line. Write the words in the blanks as they are read aloud. When you finish the test, unfold the paper. Use the list at the right to correct any spelling mistakes.



- | | |
|----------------------------------|-----------------|
| 1. _____ | 1. fishbowl |
| 2. _____ | 2. lookout |
| 3. _____ | 3. backyard |
| 4. _____ | 4. desktop |
| 5. _____ | 5. campfire |
| 6. _____ | 6. overhead |
| 7. _____ | 7. waterproof |
| 8. _____ | 8. grandparent |
| 9. _____ | 9. railroad |
| 10. _____ | 10. snowstorm |
| 11. _____ | 11. loudspeaker |
| 12. _____ | 12. bookcase |
| 13. _____ | 13. bedroom |
| 14. _____ | 14. blindfold |
| 15. _____ | 15. newborn |
| 16. _____ | 16. bedspread |
| 17. _____ | 17. yourself |
| 18. _____ | 18. overdo |
| 19. _____ | 19. clothesline |
| 20. _____ | 20. undertake |
| Review Words 21. _____ | 21. berries |
| 22. _____ | 22. dresses |
| 23. _____ | 23. arches |
| Challenge Words 24. _____ | 24. eyesight |
| 25. _____ | 25. paperweight |



Name _____

Using the Word Study Steps

1. LOOK at the word.
2. SAY the word aloud.
3. STUDY the letters in the word.
4. WRITE the word.
5. CHECK the word.
Did you spell the word right?
If not, go back to step 1.

Bits and Pieces

Join the first word on the left with a second word on the right that completes each compound spelling word. Match the words 1–10 first, then do the same for words 11–20.

- | | | |
|------------|-------|---------|
| 1. rail | _____ | top |
| 2. fish | _____ | line |
| 3. back | _____ | speaker |
| 4. desk | _____ | room |
| 5. snow | _____ | fold |
| 6. clothes | _____ | head |
| 7. blind | _____ | bowl |
| 8. loud | _____ | yard |
| 9. bed | _____ | road |
| 10. over | _____ | storm |
| 11. new | _____ | take |
| 12. your | _____ | fire |
| 13. look | _____ | case |
| 14. book | _____ | spread |
| 15. grand | _____ | born |
| 16. over | _____ | self |
| 17. bed | _____ | parent |
| 18. water | _____ | proof |
| 19. under | _____ | out |
| 20. camp | _____ | do |



Name _____

backyard	clothesline	blindfold	overhead	snowstorm
bedspread	desktop	lookout	bookcase	undertake
bedroom	fishbowl	loudspeaker	railroad	waterproof
campfire	grandparent	overdo	newborn	yourself

Sort the spelling words according to the number of syllables.

Two syllables

- | | |
|----------|-----------|
| 1. _____ | 8. _____ |
| 2. _____ | 9. _____ |
| 3. _____ | 10. _____ |
| 4. _____ | 11. _____ |
| 5. _____ | 12. _____ |
| 6. _____ | 13. _____ |
| 7. _____ | 14. _____ |

Three syllables

15. _____
16. _____
17. _____
18. _____
19. _____
20. _____

Name _____

backyard	clothesline	blindfold	overhead	snowstorm
bedspread	desktop	lookout	bookcase	undertake
bedroom	fishbowl	loudspeaker	railroad	waterproof
campfire	grandparent	overdo	newborn	yourself

What is the Meaning?

Find the word from the spelling list that matches each definition below.

1. flat surface to write on _____
2. covers a bed _____
3. shelf unit for holding books _____
4. a room to sleep in _____
5. cloth covering the eyes _____
6. for outdoors warmth and cooking _____
7. to dry clothing outside _____
8. behind a house _____

What's the Word?

Complete each sentence with a spelling word.

9. One of my chores is to clean out our fish Milo's _____.
10. My _____ moved to Florida where it never snows.
11. Stay on the _____ for our turn.
12. The principal announced on the _____ that school would be closed because of the storm.
13. A _____ baby is really tiny.
14. Take a break when shoveling snow. You don't want to _____ it.
15. The clouds _____ were dark and heavy.
16. Will the _____ shut down because of the ice?

Name _____

Proofreading

There are six spelling mistakes in the story below. Circle the misspelled words. Write the words correctly on the lines below.

With his desk top microscope, Jack could see the beauty of snowflakes. They were tiny, but had intricate designs. Each one was different, and they were all spectacular.

But Jack was sad because he knew that most people could not see the beauty of snowflakes. They did not have a microscope. It was like they had a blind fold on. So, he decided to under take a new project to let them see for themselves. For a long time, he was on the look out for a camera that could photograph snowflakes, but there was none. He'd have to make it himself.

He read a book case full of books about cameras and started putting one together. It took many tries, but when he finished his camera, he could take pictures of snowflakes and say to anyone he met, "See for your self how beautiful snowflakes are."

- | | | |
|----------|----------|----------|
| 1. _____ | 3. _____ | 5. _____ |
| 2. _____ | 4. _____ | 6. _____ |

Writing Activity

Jack's favorite thing about the snow was snowflakes. Write a letter to a friend describing your perfect day in the snow. Include four spelling words in your writing.

Name _____

Look at the words in each set below. One word in each set is spelled correctly. Use a pencil to fill in the circle next to the correct word. Before you begin, look at the sample set of words. Sample A has been done for you. Do Sample B by yourself. When you are sure you know what to do, you may go on with the rest of the page.

Sample A:

- (A) birfday
- (B) berthday
- (C) birthday
- (D) burthday

Sample B:

- (E) noatbook
- (F) notebook
- (G) notebouk
- (H) notbook

- | | | | |
|---|---|--|--|
| 1. (A) bakyard
(B) backyard
(C) bakeyard
(D) bacyard | 6. (E) deasktop
(F) disktop
(G) desktop
(H) desktoop | 11. (A) loudspeaker
(B) lowdspeaker
(C) loudspeeker
(D) lowdspeeker | 16. (E) nueborn
(F) newborn
(G) nooborn
(H) neweborn |
| 2. (E) beadspred
(F) bedspred
(G) bedsprede
(H) bedspread | 7. (A) fishboll
(B) fishbowl
(C) fichbowl
(D) fishbole | 12. (E) overdo
(F) overdoo
(G) overdew
(H) ovredo | 17. (A) snostorm
(B) snoestorm
(C) snowstoorm
(D) snowstorm |
| 3. (A) bedroom
(B) berdoom
(C) bedrom
(D) berodom | 8. (E) grandparent
(F) grandpairent
(G) granparent
(H) grandparint | 13. (A) overhed
(B) overhead
(C) ourhead
(D) overhede | 18. (E) undertaik
(F) undartaik
(G) undertake
(H) unndertake |
| 4. (E) kampfire
(F) campfyre
(G) kampfyre
(H) campfire | 9. (A) blinedbold
(B) blyndfold
(C) blindfold
(D) flindfould | 14. (E) boukcase
(F) bookase
(G) bookcase
(H) bookcaise | 19. (A) watterproof
(B) waterproof
(C) waterprouf
(D) watterprouf |
| 5. (A) clothesline
(B) closeline
(C) clowsline
(D) closelyne | 10. (E) lookout
(F) lokout
(G) loukout
(H) lookowt | 15. (A) raleroad
(B) railrode
(C) ralerode
(D) railroad | 20. (E) yurself
(F) yourself
(G) yorself
(H) yourself |

Name _____

Read each sentence. If an underlined word is spelled wrong, fill in the circle that goes with that word. If no word is spelled wrong, fill in the circle below NONE. Read Sample A, and do Sample B.


- | | |
|--|-----------------------------------|
| A. <u>Newborn</u> <u>babies</u> are <u>sertain</u> to bring joy.
A B C | A. (A) (B) (C) (D)
NONE |
| B. I <u>doubt</u> the <u>dance</u> will be over in an <u>hour</u> .
E F G | B. (E) (F) (G) (H)
NONE |
| 1. Tom saw a <u>person</u> picking <u>berries</u> in the <u>bakyard</u> .
A B C | 1. (A) (B) (C) (D)
NONE |
| 2. My <u>parentes</u> bought this <u>shirt</u> at a store in the <u>village</u> .
E F G | 2. (E) (F) (G) (H)
NONE |
| 3. I <u>doubt</u> you would have <u>nown</u> the <u>answer</u> .
A B C | 3. (A) (B) (C) (D)
NONE |
| 4. The <u>person</u> we met yesterday has <u>strange</u> <u>hobbys</u> .
E F G | 4. (E) (F) (G) (H)
NONE |
| 5. I <u>overherd</u> my <u>grandparent</u> talk about the <u>dance</u> .
A B C | 5. (A) (B) (C) (D)
NONE |
| 6. I am <u>certain</u> this <u>snostorm</u> will be <u>worse</u> .
E F G | 6. (E) (F) (G) (H)
NONE |
| 7. I have to <u>arrange</u> all the <u>dreses</u> for the <u>dance</u> .
A B C | 7. (A) (B) (C) (D)
NONE |
| 8. The <u>newborn</u> <u>babys</u> will be here in an <u>hour</u> .
E F G | 8. (E) (F) (G) (H)
NONE |
| 9. Max <u>overheard</u> her <u>answer</u> how to <u>arrange</u> the stage.
A B C | 9. (A) (B) (C) (D)
NONE |
| 10. The <u>purpose</u> of <u>hobbies</u> is to have good <u>honest</u> fun.
E F G | 10. (E) (F) (G) (H)
NONE |
| 11. The <u>burth</u> of <u>babies</u> is exciting for the <u>parents</u> .
A B C | 11. (A) (B) (C) (D)
NONE |
| 12. I <u>dout</u> the <u>snowstorm</u> will be over in an <u>hour</u> .
E F G | 12. (E) (F) (G) (H)
NONE |

Name _____

13. The snowstorm left straynge drifts in the backyard.
A B C NONE
13. (A) (B) (C) (D)
14. I doubt you were onnest with your parents.
E F G NONE
14. (E) (F) (G) (H)
15. The granparent picks berries as one of her hobbies.
A B C NONE
15. (A) (B) (C) (D)
16. Give me an honest anser and you can go to the dance.
E F G NONE
16. (E) (F) (G) (H)
17. His grandparent had not known how happy she
A B NONE
would be to hold the nooborn.
C
17. (A) (B) (C) (D)
18. The reputation of the strange vilage grew worse.
E F G NONE
18. (E) (F) (G) (H)
19. I am certin the shirt is hanging in the backyard.
A B C NONE
19. (A) (B) (C) (D)
20. Please arange the berries on the cake without
E F NONE
staining your shirt.
G
20. (E) (F) (G) (H)
21. Kelly overheard the purson reveal his real purpose.
A B C NONE
21. (A) (B) (C) (D)
22. After their birth, she dresses the babies in tiny clothes.
E F G NONE
22. (E) (F) (G) (H)
23. How could we have known she would give birth an
A B NONE
hor before the flight?
C
23. (A) (B) (C) (D)
24. The village is certain to have a perpose for the money.
E F G NONE
24. (E) (F) (G) (H)
25. These dresses for the newborn are wurse.
A B C NONE
25. (A) (B) (C) (D)

Name _____

Fold back the paper along the dotted line. Write the words in the blanks as they are read aloud. When you finish the test, unfold the paper. Use the list at the right to correct any spelling mistakes.



- | | |
|----------------------------------|------------------|
| 1. _____ | 1. tasted |
| 2. _____ | 2. ripping |
| 3. _____ | 3. forced |
| 4. _____ | 4. flipping |
| 5. _____ | 5. tapped |
| 6. _____ | 6. flipped |
| 7. _____ | 7. cared |
| 8. _____ | 8. flagged |
| 9. _____ | 9. ripped |
| 10. _____ | 10. skipped |
| 11. _____ | 11. tapping |
| 12. _____ | 12. saved |
| 13. _____ | 13. skipping |
| 14. _____ | 14. caring |
| 15. _____ | 15. flagging |
| 16. _____ | 16. discussed |
| 17. _____ | 17. saving |
| 18. _____ | 18. tasting |
| 19. _____ | 19. forcing |
| 20. _____ | 20. discussing |
| Review Words 21. _____ | 21. bedspread |
| 22. _____ | 22. desktop |
| 23. _____ | 23. snowstorm |
| Challenge Words 24. _____ | 24. outwitted |
| 25. _____ | 25. underscoring |



Name _____

Using the Word Study Steps

1. LOOK at the word.
2. SAY the word aloud.
3. STUDY the letters in the word.
4. WRITE the word.
5. CHECK the word.
Did you spell the word right?
If not, go back to step 1.

Word Endings

Write the spelling word by crossing off the final -e and then adding the -ed.

1. save _____
2. force _____
3. taste _____
4. care _____

Write the spelling word by crossing off the final -e and then adding the -ing.

5. save _____
6. force _____
7. taste _____
8. care _____

Write the spelling word by doubling the final consonant and adding the -ed.

9. rip _____
10. skip _____
11. flip _____
12. tap _____
13. flag _____

Write the spelling word by doubling the final consonant and adding the -ing.

14. rip _____
15. skip _____
16. flip _____
17. tap _____
18. flag _____

Write the spelling word by adding the -ed.

19. discuss _____

Write the spelling word by adding the -ing.

20. discuss _____



Name _____

ripped
ripping
cared
caring
flipped

flipping
flagged
flagging
forced
forcing

tapped
tapping
tasted
tasting
skipped

skipping
saved
saving
discussed
discussing

Pattern Power!

Write the spelling words that double the consonant before adding the *-ed*.

1. _____
2. _____
3. _____

4. _____
5. _____

Write the spelling words that drop the *e* before adding the *-ed*.

6. _____
7. _____

8. _____
9. _____

Write the spelling words that double the consonant before adding the *-ing*.

10. _____
11. _____
12. _____

13. _____
14. _____

Write the spelling words that drop the *e* before adding the *-ing*.

15. _____
16. _____

17. _____
18. _____

Write the spelling word that just adds the *-ed*.

19. _____

Write the spelling word that just adds the *-ing*.

20. _____

Name _____

ripped	flipping	tapped	skipping
ripping	flagged	tapping	saved
cared	flagging	tasted	saving
caring	forced	tasting	discussed
flipped	forcing	skipped	discussing

What's the Word?

Complete each sentence with a word from the spelling list.

1. Dalmations are good at _____ people from fires.
2. My neighbor has been _____ for a sick dog.
3. Buster got in trouble for _____ up our couch.
4. My parents _____ the idea of adopting a puppy.
5. We _____ down the cars so they wouldn't hit the dog.
6. The nervous puppy's tail was _____ the ground.
7. I thought the meat loaf _____ bad, and so did the dog.
8. My family _____ a dog from the shelter.
9. Hannah _____ practice to take her dog for a walk.
10. We are _____ dogs in school this week.
11. The vet _____ for the sick puppy.
12. The dog _____ up the carpet in the front hall.
13. The poodle _____ over so I could pat her tummy.
14. The teacher _____ the dog to sit.
15. When I am _____, my dog runs beside me.
16. My dog loves _____ all kinds of food.
17. The collie was _____ his way through the crowd to find his owner.
18. The hound _____ his nose on the window so we would let him in.
19. My dog and I spent the morning _____ over stones in the yard.
20. The tired dogs' ears were _____.

Name _____

Proofreading

There are six spelling mistakes in these paragraphs. Circle the misspelled words. Write the words correctly on the lines below.

My father was flipping through the paper when he saw the following ad:

“Do you have a carring home? Do you love scipping alongside your best friend? You are in luck! There are dozens of puppies at the local shelter just waiting to be savd.”

My dad showed the ad to my mother. They discused the pros and cons of getting a dog for a long time. Finally they told me their decision. I nearly flipd with excitement. That afternoon we drove to the animal shelter and picked out our very own puppy!

- | | | |
|----------|----------|----------|
| 1. _____ | 3. _____ | 5. _____ |
| 2. _____ | 4. _____ | 6. _____ |

Writing Activity

Write about your favorite animal. Use at least three spelling words in your paragraph.

Name _____

Look at the words in each set below. One word in each set is spelled correctly. Use a pencil to fill in the circle next to the correct word. Before you begin, look at the sample set of words. Sample A has been done for you. Do Sample B by yourself. When you are sure you know what to do, you may go on with the rest of the page.

Sample A:

- ☐ (A) named
- ☐ (B) nameed
- ☐ (C) naimed
- ☐ (D) namede

Sample B:

- ☐ (E) hopeing
- ☐ (F) hoppeing
- ☐ (G) hoping
- ☐ (H) hopin


- | | | | |
|---|--|--|---|
| 1. <input type="radio"/> (A) ripped
<input type="radio"/> (B) ript
<input type="radio"/> (C) riped
<input type="radio"/> (D) rippt | 6. <input type="radio"/> (E) flipping
<input type="radio"/> (F) flipping
<input type="radio"/> (G) flippin
<input type="radio"/> (H) flipin | 11. <input type="radio"/> (A) tapt
<input type="radio"/> (B) tapped
<input type="radio"/> (C) tappt
<input type="radio"/> (D) taipped | 16. <input type="radio"/> (E) scipping
<input type="radio"/> (F) skipping
<input type="radio"/> (G) skiping
<input type="radio"/> (H) sciping |
| 2. <input type="radio"/> (E) riping
<input type="radio"/> (F) ripping
<input type="radio"/> (G) ripin
<input type="radio"/> (H) rippin | 7. <input type="radio"/> (A) flaged
<input type="radio"/> (B) flagd
<input type="radio"/> (C) flagged
<input type="radio"/> (D) flaggd | 12. <input type="radio"/> (E) tappin
<input type="radio"/> (F) tapin
<input type="radio"/> (G) tapping
<input type="radio"/> (H) taipping | 17. <input type="radio"/> (A) scaved
<input type="radio"/> (B) saved
<input type="radio"/> (C) saveed
<input type="radio"/> (D) savd |
| 3. <input type="radio"/> (A) careed
<input type="radio"/> (B) kared
<input type="radio"/> (C) kareed
<input type="radio"/> (D) cared | 8. <input type="radio"/> (E) flaging
<input type="radio"/> (F) flageing
<input type="radio"/> (G) flagging
<input type="radio"/> (H) flagin | 13. <input type="radio"/> (A) tasted
<input type="radio"/> (B) tasteed
<input type="radio"/> (C) taisted
<input type="radio"/> (D) taisteed | 18. <input type="radio"/> (E) saveing
<input type="radio"/> (F) scaving
<input type="radio"/> (G) savein
<input type="radio"/> (H) saving |
| 4. <input type="radio"/> (E) karing
<input type="radio"/> (F) careing
<input type="radio"/> (G) kareing
<input type="radio"/> (H) caring | 9. <input type="radio"/> (A) forced
<input type="radio"/> (B) forseed
<input type="radio"/> (C) forsed
<input type="radio"/> (D) forceed | 14. <input type="radio"/> (E) taisting
<input type="radio"/> (F) tasteing
<input type="radio"/> (G) tasting
<input type="radio"/> (H) taisteing | 19. <input type="radio"/> (A) discused
<input type="radio"/> (B) discussed
<input type="radio"/> (C) diskused
<input type="radio"/> (D) diskussed |
| 5. <input type="radio"/> (A) flipped
<input type="radio"/> (B) fliped
<input type="radio"/> (C) flipt
<input type="radio"/> (D) flippt | 10. <input type="radio"/> (E) forsing
<input type="radio"/> (F) forceing
<input type="radio"/> (G) forcing
<input type="radio"/> (H) forseing | 15. <input type="radio"/> (A) skipt
<input type="radio"/> (B) skiped
<input type="radio"/> (C) scipped
<input type="radio"/> (D) skipped | 20. <input type="radio"/> (E) disguing
<input type="radio"/> (F) discussing
<input type="radio"/> (G) diskussing
<input type="radio"/> (H) discusing |

Spelling

Inflected Endings
with y to i:
Pretest

Name _____

Fold back the paper along the dotted line. Write the words in the blanks as they are read aloud. When you finish the test, unfold the paper. Use the list at the right to correct any spelling mistakes.



1. _____
2. _____
3. _____
4. _____
5. _____
6. _____
7. _____
8. _____
9. _____
10. _____
11. _____
12. _____
13. _____
14. _____
15. _____
16. _____
17. _____
18. _____
19. _____
20. _____
- Review Words** 21. _____
22. _____
23. _____
- Challenge Words** 24. _____
25. _____

1. funnier
2. families
3. pennies
4. worried
5. replied
6. varied
7. marries
8. carries
9. easily
10. silliest
11. jumpier
12. emptier
13. merrier
14. cries
15. cozily
16. sorriest
17. prettily
18. lazier
19. happiest
20. dizziest
21. caring
22. tasting
23. skipped
24. handily
25. factories



Name _____

Using the Word Study Steps

1. LOOK at the word.
2. SAY the word aloud.
3. STUDY the letters in the word.
4. WRITE the word.
5. CHECK the word.

Did you spell the word right?
If not, go back to step 1.

Find and Circle

H	A	P	P	I	E	S	T	Q	F	F	M
S	F	R	X	Z	R	O	V	V	M	U	E
F	D	E	C	P	E	R	Q	Z	J	N	R
L	I	T	O	E	P	R	G	B	C	N	R
E	Z	T	Z	N	L	I	B	J	A	I	I
A	Z	I	I	N	I	E	A	U	R	E	E
S	I	L	L	I	E	S	T	M	R	R	R
I	E	Y	Y	E	D	T	C	P	I	W	L
L	S	P	W	S	V	A	R	I	E	D	A
Y	T	F	A	M	I	L	I	E	S	Q	Z
P	W	E	M	P	T	I	E	R	U	Y	I
W	O	R	R	I	E	D	S	G	G	Y	E
M	A	R	R	I	E	S	D	R	B	M	R



Name _____

pennies
cozily
lazier
replied
worried

marries
carries
easily
silliest
cries

prettily
happiest
emptier
sorriest
families

merrier
dizziest
funnier
jumper
varied

Pattern Power!

Write the spelling words that drop the y before adding *-ies*.

1. _____ 3. _____ 5. _____
2. _____ 4. _____

Write the spelling words that drop the y before adding the *-ily*.

6. _____ 7. _____ 8. _____

Write the spelling words that drop the y before adding *-iest*.

9. _____ 11. _____
10. _____ 12. _____

Write the spelling words that drop the y before adding the *-ier*.

13. _____ 15. _____ 17. _____
14. _____ 16. _____

Write the spelling words that drop the y before adding the *-ied*.

18. _____ 19. _____ 20. _____

Write the following words in alphabetical order: *cries, happiest, emptier, dizziest, funnier, varied, pennies, cozily, worried, easily*.

21. _____ 25. _____ 28. _____
22. _____ 26. _____ 29. _____
23. _____ 27. _____ 30. _____
24. _____

Spelling

Inflected Endings
with y to i:
Word Meaning

Name _____

pennies
cozily
lazier
replied
worried

marries
carries
easily
silliest
cries

prettily
happiest
emptier
sorriest
families

merrier
dizziest
funnier
jumper
varied

Fill in the Blanks

Complete each sentence with a word from the spelling list.

1. Blindness sometimes runs in _____.
2. At first he was _____ when he lost his sight.
3. Sally _____ home many books in Braille from the library.
4. The senior citizen's story got _____ each time he told it.
5. I never feel _____ than on a Sunday afternoon.
6. She was even _____ on the day of her eye surgery.
7. Even though Julie is blind, she is _____ than anyone I know.
8. She feels _____ when people are talking all around her.
9. The deaf man _____ to the question in sign language.
10. She felt _____ for people without loving families.

Synonym Alert!

Write the spelling word that has the same, or almost the same, meaning.

11. comfortably _____
12. beautifully _____
13. sobs _____
14. more bare _____

Name _____

Proofreading

There are five spelling mistakes in this paragraph. Circle the misspelled words. Write the words correctly on the lines below.

Not only is Catherine my best friend, but she is also one of the silliest people I know. She is marrier than any of the merriest elves in the North Pole. When Catherine comes over, she thinks up the best games to play. Once we built a giant city made only out of penies. It was so funny. It was even funier when she pretended to be a giant monster and knocked all the pennies down. We have the best time together. Some people might feel sorry for Catherine because she is blind. They might think she cannot do all the things she loves to do. But Catherine and I think that is silly. We both know Catherine is one of the happiest kids in our class.

- | | | |
|----------|----------|----------|
| 1. _____ | 3. _____ | 5. _____ |
| 2. _____ | 4. _____ | |

Writing Activity

Write about your best friend. Use at least three spelling words in your paragraph.

Name _____

Look at the words in each set below. One word in each set is spelled correctly. Use a pencil to fill in the circle next to the correct word. Before you begin, look at the sample set of words. Sample A has been done for you. Do Sample B by yourself. When you are sure you know what to do, you may go on with the rest of the page.

Sample A:

- Ⓐ tries
- Ⓑ trise
- Ⓒ tryes
- Ⓓ tries

Sample B:

- Ⓔ studded
- Ⓕ studied
- Ⓖ studeed
- Ⓗ stude


- | | | | |
|--------------|--------------|-----------------|----------------|
| 1. Ⓐ pennys | 6. Ⓔ marys | 11. Ⓐ prettilie | 16. Ⓔ merryer |
| Ⓑ pennyys | Ⓕ marries | Ⓑ prettyly | Ⓕ maryer |
| Ⓒ pennies | Ⓖ maryes | Ⓒ prettily | Ⓖ marier |
| Ⓓ pennees | Ⓗ marryes | Ⓓ pretily | Ⓗ merrier |
| 2. Ⓔ cozily | 7. Ⓐ caries | 12. Ⓔ happyest | 17. Ⓐ dizzyist |
| Ⓕ cozylie | Ⓑ carries | Ⓕ happyist | Ⓑ dizziest |
| Ⓖ cozilie | Ⓒ carrys | Ⓖ happiest | Ⓒ dizzyest |
| Ⓗ cozyly | Ⓓ carryes | Ⓗ hapiest | Ⓓ diziest |
| 3. Ⓐ lazyer | 8. Ⓔ easily | 13. Ⓐ emtier | 18. Ⓔ funier |
| Ⓑ lazyr | Ⓕ eesilie | Ⓑ emptyer | Ⓕ funnyer |
| Ⓒ lazir | Ⓖ easylie | Ⓒ emptier | Ⓖ funnyier |
| Ⓓ lazier | Ⓗ eazyly | Ⓓ emptyer | Ⓗ funnier |
| 4. Ⓔ replyd | 9. Ⓐ sillist | 14. Ⓔ sorriest | 19. Ⓐ jumpyer |
| Ⓕ replied | Ⓑ sillyist | Ⓕ sorryist | Ⓑ jumpyier |
| Ⓖ replide | Ⓒ silliest | Ⓖ sorrist | Ⓒ jumpier |
| Ⓗ replied | Ⓓ sillyest | Ⓗ sorryest | Ⓓ jumpyr |
| 5. Ⓐ worried | 10. Ⓔ crise | 15. Ⓐ familiees | 20. Ⓔ varyd |
| Ⓑ worreed | Ⓕ cries | Ⓑ families | Ⓕ varried |
| Ⓒ worried | Ⓖ cryes | Ⓒ familys | Ⓖ varied |
| Ⓓ worryd | Ⓗ crys | Ⓓ families | Ⓗ varied |

Spelling

Words with /ü/, /ū/,
and /ù/:
Pretest

Name _____

**Fold back the paper
along the dotted line.
Write the words in
the blanks as they
are read aloud. When
you finish the test,
unfold the paper. Use
the list at the right to
correct any spelling
mistakes.**



- | | |
|----------------------------------|--------------|
| 1. _____ | 1. should |
| 2. _____ | 2. zoom |
| 3. _____ | 3. tunes |
| 4. _____ | 4. brooks |
| 5. _____ | 5. you'll |
| 6. _____ | 6. wool |
| 7. _____ | 7. mood |
| 8. _____ | 8. suits |
| 9. _____ | 9. crew |
| 10. _____ | 10. spool |
| 11. _____ | 11. stool |
| 12. _____ | 12. cookie |
| 13. _____ | 13. food |
| 14. _____ | 14. used |
| 15. _____ | 15. grew |
| 16. _____ | 16. group |
| 17. _____ | 17. stoop |
| 18. _____ | 18. move |
| 19. _____ | 19. stew |
| 20. _____ | 20. huge |
| Review Words 21. _____ | 21. pennies |
| 22. _____ | 22. prettily |
| 23. _____ | 23. funnier |
| Challenge Words 24. _____ | 24. crooked |
| 25. _____ | 25. juicy |



Name _____

Using the Word Study Steps

1. LOOK at the word.
2. SAY the word aloud.
3. STUDY the letters in the word.
4. WRITE the word.
5. CHECK the word.

Did you spell the word right?
If not, go back to step 1.

Find and Circle

Where are the spelling words?

X	Z	T	U	N	E	S	T	O	O	L	Z
C	R	E	W	X	C	G	S	E	E	W	O
O	J	K	P	W	D	Q	Y	Z	X	C	O
O	T	P	F	O	O	D	O	M	S	Y	M
K	B	W	S	X	V	B	U	O	N	R	W
I	R	M	O	V	E	G	'	O	H	S	P
E	O	T	S	H	O	U	L	D	U	P	S
V	O	X	W	Q	U	S	L	R	G	O	T
Y	K	V	X	Z	W	E	P	M	E	O	O
K	S	U	I	T	S	D	F	G	J	L	O
S	T	E	W	I	N	G	R	O	U	P	P
P	G	R	E	W	W	O	O	L	Z	X	Q



Name _____

should	you'll	crew	food	stoop
zoom	wool	spool	used	move
tunes	mood	stool	grew	stew
brooks	suits	cookie	group	huge

Pattern Power!

Write the spelling word under the spelling pattern to which it belongs.

/ü/ spelled oo

1. _____
2. _____
3. _____
4. _____
5. _____
6. _____

/û/ spelled oo

7. _____
8. _____
9. _____

/ū/ spelled u-e

10. _____
11. _____
12. _____

/ü/ spelled ou

13. _____
14. _____

/û/ spelled oul

15. _____

/ü/ spelled ew

16. _____
17. _____
18. _____

/ü/ spelled ui

19. _____

/ü/ spelled o-e

20. _____

Spelling

Words with /ü/, /ū/,
and /û/:
Word Meaning

Name _____

should	you'll	crew	food	stoop
zoom	wool	spool	used	move
tunes	mood	stool	grew	stew
brooks	suits	cookie	group	huge

Fill in the Blanks

Complete each sentence with a word from the spelling list.

1. Gasoline powers cars so they can _____.
2. Leaving the lights on is a _____ waste of electricity.
3. We _____ all the wood to make the fire.
4. When we go camping, we cook our _____ over the campfire.
5. Even small currents in creeks and _____ can create energy.
6. The space _____ built large solar panels to collect energy.
7. _____ we turn off the heat before we leave the house?
8. He needs batteries so he can listen to _____ on his stereo.
9. Mother always _____ her own vegetables in the backyard.
10. Farmers shear sheep for their _____.
11. We turned the lights down low to create a scary _____.
12. Father had to stand on a _____ to check the fuse box.

Synonym Alert!

Write the spelling word that has the same, or almost the same, meaning.

13. zip _____
14. costumes _____
15. coil _____
16. assembly _____

Name _____

Proofreading

There are six spelling mistakes in this paragraph. Circle the misspelled words. Write the words correctly on the lines below.

People have yewsed a lot of energy over the years. We use gasoline to make our cars moove. We use electricity to cook our fud. We use oil to heat our homes. It's about time we started looking for some new sources of energy! Many people believe we shuld try to use the energy of the sun and wind. In Denmark, they use hoog windmills to collect energy from wind. In Japan, a groop of builders make homes with tiles on the roof that absorb the heat of the sun. If we work together, we can find solutions to our energy problems.

- | | | |
|----------|----------|----------|
| 1. _____ | 3. _____ | 5. _____ |
| 2. _____ | 4. _____ | 6. _____ |

Writing Activity

Write about ways that you can help save energy. Use at least three spelling words in your paragraph.

Name _____

Look at the words in each set below. One word in each set is spelled correctly. Use a pencil to fill in the circle next to the correct word. Before you begin, look at the sample set of words. Sample A has been done for you. Do Sample B by yourself. When you are sure you know what to do, you may go on with the rest of the page.

Sample A:

- (A) tube
- (B) tueb
- (C) toob
- (D) toub

Sample B:

- (E) spoune
- (F) spewn
- (G) spoon
- (H) spoone

1. (A) shoud
(B) shude
(C) shood
(D) should

6. (E) wool
(F) woul
(G) wull
(H) woll

11. (A) stoul
(B) stule
(C) stool
(D) stewl

16. (E) groop
(F) grewp
(G) group
(H) grupe

2. (E) zume
(F) zoom
(G) zuem
(H) zoum

7. (A) mewd
(B) mude
(C) mood
(D) moud

12. (E) kookie
(F) cooky
(G) cukie
(H) cookie

17. (A) stoop
(B) stupe
(C) stoup
(D) stewp

3. (A) toons
(B) tuens
(C) tewns
(D) tunes

8. (E) soots
(F) souts
(G) suets
(H) suits

13. (A) fude
(B) food
(C) foud
(D) fewd

18. (E) moove
(F) move
(G) mouve
(H) muve

4. (E) brukes
(F) brueks
(G) brooks
(H) brouks

9. (A) croo
(B) crew
(C) crou
(D) crue

14. (E) yewsed
(F) used
(G) uzed
(H) uced

19. (A) stoo
(B) stue
(C) stou
(D) stew

5. (A) you'll
(B) yue'll
(C) you'l
(D) yu'le

10. (E) spoul
(F) spool
(G) spewl
(H) spule

15. (A) grew
(B) grue
(C) groo
(D) grou


20. (E) huje
(F) hooge
(G) huge
(H) hewg

Spelling

Words with /oi/ and /ou/:
Pretest

Name _____

Fold back the paper along the dotted line. Write the words in the blanks as they are read aloud. When you finish the test, unfold the paper. Use the list at the right to correct any spelling mistakes.



- | | |
|----------------------------------|--------------|
| 1. _____ | 1. flower |
| 2. _____ | 2. voices |
| 3. _____ | 3. tower |
| 4. _____ | 4. mound |
| 5. _____ | 5. cowboy |
| 6. _____ | 6. gown |
| 7. _____ | 7. frown |
| 8. _____ | 8. south |
| 9. _____ | 9. howling |
| 10. _____ | 10. annoy |
| 11. _____ | 11. noises |
| 12. _____ | 12. pound |
| 13. _____ | 13. hound |
| 14. _____ | 14. pouch |
| 15. _____ | 15. thousand |
| 16. _____ | 16. wound |
| 17. _____ | 17. grouch |
| 18. _____ | 18. cough |
| 19. _____ | 19. grown |
| 20. _____ | 20. voyage |
| Review Words 21. _____ | 21. cookie |
| 22. _____ | 22. zoom |
| 23. _____ | 23. huge |
| Challenge Words 24. _____ | 24. drought |
| 25. _____ | 25. downtown |



Name _____

Using the Word Study Steps

1. LOOK at the word.
2. SAY the word aloud.
3. STUDY the letters in the word.
4. WRITE the word.
5. CHECK the word.
Did you spell the word right?
If not, go back to step 1.

Find Rhyming Words

Circle the word in each row that rhymes with the word in dark type.

- | | | | |
|------------------|--------|--------|-------|
| 1. shower | down | tower | bowl |
| 2. couch | grouch | foul | loud |
| 3. sound | soup | down | pound |
| 4. town | gown | mound | out |
| 5. found | cookie | hound | snow |
| 6. own | out | scout | grown |
| 7. ouch | pouch | ounce | once |
| 8. clown | frown | zoom | clam |
| 9. mouth | south | mom | move |
| 10. found | find | mound | huge |
| 11. hound | wound | annoy | gown |
| 12. gown | cowboy | voyage | frown |



Name _____

pouch
noises
flower
south
cowboy

gown
mound
frown
pound
voices

voyage
annoy
hound
grown
grouch

howling
cough
wound
thousand
tower

Pattern Power!

Write the spelling words that have these patterns.

/ou/ spelled *ou*

1. _____
2. _____
3. _____
4. _____
5. _____
6. _____
7. _____
8. _____

/ô/ spelled *ou*

9. _____

/oi/ spelled *oy*

10. _____
11. _____
12. _____

/ō/ spelled *ow*

13. _____

/ou/ spelled *ow*

14. _____
15. _____
16. _____
17. _____
18. _____

/oi/ spelled *oi*

19. _____
20. _____

Order Please!

Write the following words in alphabetical order: *hound*, *grown*, *thousand*, *pouch*, *flower*.

21. _____
22. _____
23. _____
24. _____
25. _____

Spelling

Words with /oi/ and
/ou/:
Word Meaning

Name _____

pouch
noises
flower
south
cowboy

gown
mound
frown
pound
voices

voyage
annoy
hound
grown
grouch

howling
cough
wound
thousand
tower

What's the Word?

Complete each sentence with a word from the spelling list.

1. This summer my family is going on a whale-watching _____.
2. There are fewer than 500 whales _____ of the Equator.
3. I bet a whale could eat a _____ of shrimp in 2 seconds.
4. The whale had a huge _____ caused by the boat propeller.
5. They spotted the pod of whales from the ship _____.
6. The day after our boat trip, I awoke with a terrible _____.
7. Will it _____ the whales if I take pictures of them?
8. I'd rather be a scientist than a _____ when I grow up.

What Does It Mean?

Read each dictionary definition below. Then write the spelling word that matches the definition.

9. the opposite of a smile _____
10. long formal dress _____
11. to produce blooms _____
12. making a loud, high noise _____
13. a small hill _____
14. to follow or chase _____

Name _____

Proofreading

There are five spelling mistakes in this paragraph. Circle the misspelled words. Write the words correctly on the lines below.

The Whale Voiage

We began our whale-watching trip in Seattle, Washington. I was being a big growch about the trip. First of all, it had been raining all day and I didn't want to be cold and wet. Then, on the car trip to the dock, I realized I had forgotten to bring any food. So now my stomach was making noyses and I was hungry, too. My parents kept telling me not to fron, but I couldn't help it. I didn't want to go whale watching. I wanted to stay home and play with my friends. When we got out on the water, I was miserable. Then I saw my first whale! A huge orca came out of the water about a thosand feet from our boat. It was incredible!

1. _____
2. _____
3. _____
4. _____
5. _____

Writing Activity

Write about a trip you have taken. Use at least three spelling words in your paragraph.

Name _____

Look at the words in each set below. One word in each set is spelled correctly. Use a pencil to fill in the circle next to the correct word. Before you begin, look at the sample set of words. Sample A has been done for you. Do Sample B by yourself. When you are sure you know what to do, you may go on with the rest of the page.

Sample A:

- (A) toyle
- (B) toile
- (C) toil
- (D) toyle


Sample B:

- (E) rownd
- (F) round
- (G) rounde
- (H) rownde

- | | | | |
|---|---|---|--|
| 1. (A) powch
(B) pouch
(C) poush
(D) pouche | 6. (E) gown
(F) gowne
(G) gown
(H) goune | 11. (A) voyije
(B) voiage
(C) voyage
(D) voyage | 16. (E) holwing
(F) houling
(G) howling
(H) whowling |
| 2. (E) nois
(F) noys
(G) noises
(H) noyses | 7. (A) mowned
(B) mouned
(C) mound
(D) mownd | 12. (E) anoy
(F) annoi
(G) annoiy
(H) annoy | 17. (A) coff
(B) cough
(C) kough
(D) koff |
| 3. (A) flouer
(B) flauer
(C) flower
(D) flowr | 8. (E) froun
(F) frauwn
(G) froune
(H) frown | 13. (A) houned
(B) hound
(C) hownd
(D) howned | 18. (E) wooned
(F) wownd
(G) wouned
(H) wound |
| 4. (E) southe
(F) south
(G) sowth
(H) sowthe | 9. (A) pound
(B) pownd
(C) paund
(D) powned | 14. (E) grown
(F) grone
(G) groane
(H) groune | 19. (A) thowsend
(B) thowsand
(C) thousand
(D) thousand |
| 5. (A) kowboi
(B) cowboy
(C) couboy
(D) kowboy | 10. (E) voyc
(F) voys
(G) voices
(H) voyces | 15. (A) grouch
(B) growch
(C) grouche
(D) growsh | 20. (E) touer
(F) tauer
(G) tower
(H) touwer |

Name _____

Fold back the paper along the dotted line. Write the words in the blanks as they are read aloud. When you finish the test, unfold the paper. Use the list at the right to correct any spelling mistakes.



- | | |
|----------------------------------|---------------|
| 1. _____ | 1. walker |
| 2. _____ | 2. chalk |
| 3. _____ | 3. laws |
| 4. _____ | 4. stalk |
| 5. _____ | 5. bald |
| 6. _____ | 6. caught |
| 7. _____ | 7. drawn |
| 8. _____ | 8. halt |
| 9. _____ | 9. strawberry |
| 10. _____ | 10. fought |
| 11. _____ | 11. caller |
| 12. _____ | 12. half |
| 13. _____ | 13. straw |
| 14. _____ | 14. small |
| 15. _____ | 15. thought |
| 16. _____ | 16. talking |
| 17. _____ | 17. awe |
| 18. _____ | 18. shawl |
| 19. _____ | 19. false |
| 20. _____ | 20. squall |
| Review Words 21. _____ | 21. south |
| 22. _____ | 22. pouch |
| 23. _____ | 23. annoy |
| Challenge Words 24. _____ | 24. wallpaper |
| 25. _____ | 25. awkward |



Name _____

Using the Word Study Steps

1. LOOK at the word.
2. SAY the word aloud.
3. STUDY the letters in the word.
4. WRITE the word.
5. CHECK the word.

Did you spell the word right?
If not, go back to step 1.

Find and Circle

Where are the spelling words?

S	T	R	A	W	B	E	R	R	Y	L	Z
F	J	K	X	C	A	U	G	H	T	A	M
C	C	A	W	E	Z	D	F	H	P	W	P
V	A	W	Q	F	D	R	A	W	N	S	K
S	L	H	S	A	T	H	O	U	G	H	T
T	L	A	H	L	G	R	J	B	W	B	A
A	E	L	A	S	F	S	Q	U	A	L	L
L	R	T	W	E	X	Q	W	H	L	P	K
K	P	S	L	X	B	Z	Y	A	K	M	I
J	X	V	S	M	A	L	L	L	E	D	N
C	H	A	L	K	L	J	P	F	R	Z	G
S	T	R	A	W	D	F	O	U	G	H	T



Name _____

small	bald	halt	stalk	thought
laws	squall	strawberry	shawl	caught
caller	talking	walker	awe	straw
false	drawn	fought	chalk	half

Pattern Power!

Write the spelling word under the matching vowel sound.

/ô/ spelled *a*

1. _____
2. _____
3. _____
4. _____
5. _____
6. _____
7. _____

/ô/ spelled *awe*

8. _____

/ô/ spelled *aw*

9. _____
10. _____
11. _____
12. _____
13. _____

/ô/ spelled *a/*

14. _____
15. _____
16. _____

/ô/ spelled *ough*

17. _____
18. _____

/ô/ spelled *augh*

19. _____

/a/ spelled *a/*

20. _____

Name _____

small	bald	halt	stalk	thought
laws	squall	strawberry	shawl	caught
caller	talking	walker	awe	straw
false	drawn	fought	chalk	half

Fill in the Blanks

Complete each sentence with a word from the spelling list.

- Sharks _____ coral reefs for crabs, lobsters, and fish.
- I am in _____ of the beauty of the coral reefs.
- A sudden _____ caused the ship to crash on the coral reefs.
- We must work to _____ the destruction of the coral reefs.
- Many colorful fish are _____ by coral reef divers.
- Coral reefs are created by very _____ animals and plants.
- The group has _____ for years to preserve the coral reefs.
- We watched the _____ eagle soar over the water.
- I never _____ that I would get to see a coral reef.
- Coral is considered half animal and _____ plant.

What's the Word?

Write the spelling words that match the clues below.

- Someone who pays a visit _____
- What you use to write on the board _____
- A small red fruit _____
- Someone who strolls _____
- A wrap that keeps you warm _____

Name _____

Proofreading

There are six spelling mistakes in this paragraph. Circle the misspelled words. Write the words correctly on the lines below.

What If...

Lazily the bawld eagle flew over the water. Looking down, he could see the huge coral reef just below the surface of the waves. Smaul fish darted everywhere. The eagle imagined what it would be like to be a giant shark. All day he would stalck the reefs. Whatever he cought would be his next meal. Just then, a cold breeze ruffled the eagle's feathers. In the air, he could smell that a great sqwall was coming in from the south. "Luckily," the eagle thawt, "I am a bird and not a shark. I can fly away from the rain instead of swimming all day in the water." With that, the eagle flew toward land.

- | | | |
|----------|----------|----------|
| 1. _____ | 3. _____ | 5. _____ |
| 2. _____ | 4. _____ | 6. _____ |

Writing Activity

Write about an animal you might like to be. Use at least three spelling words in your paragraph.

Name _____

Look at the words in each set below. One word in each set is spelled correctly. Use a pencil to fill in the circle next to the correct word. Before you begin, look at the sample set of words. Sample A has been done for you. Do Sample B by yourself. When you are sure you know what to do, you may go on with the rest of the page.

Sample A:

- (A) tawk
- (B) tocke
- (C) talk
- (D) tokk

Sample B:

- (E) bott
- (F) bought
- (G) bowt
- (H) bout

- | | | | |
|---|---|--|---|
| 1. (A) smawl
(B) small
(C) smaul
(D) smal | 6. (E) skwall
(F) squall
(G) schwall
(H) squawl | 11. (A) wokker
(B) wauker
(C) walker
(D) wawker | 16. (E) chalk
(F) chokk
(G) chawk
(H) chauk |
| 2. (E) laus
(F) losse
(G) lawz
(H) laws | 7. (A) tokking
(B) tawking
(C) talking
(D) tauking | 12. (E) faught
(F) fott
(G) fought
(H) fawt | 17. (A) thott
(B) thought
(C) thawt
(D) thaute |
| 3. (A) kawler
(B) cawler
(C) collar
(D) caller | 8. (E) draun
(F) drawn
(G) dran
(H) druan | 13. (A) stawk
(B) stalk
(C) staulk
(D) stolc | 18. (E) cott
(F) cawte
(G) caught
(H) caut |
| 4. (E) fals
(F) fawlse
(G) fauls
(H) false | 9. (A) halt
(B) holt
(C) hault
(D) hawlt | 14. (E) shaul
(F) shalle
(G) shawl
(H) sholl | 19. (A) strah
(B) strau
(C) strawe
(D) straw |
| 5. (A) balld
(B) bawld
(C) bauled
(D) bald | 10. (E) strahberry
(F) strawbery
(G) strawberry
(H) strawbarry | 15. (A) awe
(B) auwe
(C) aue
(D) ahwe | 20. (E) half
(F) haff
(G) haf
(H) hafe |

Name _____

Read each sentence. If an underlined word is spelled wrong, fill in the circle that goes with that word. If no word is spelled wrong, fill in the circle below NONE. Read Sample A, and do Sample B.

A. I saved the hooge cookie to eat later.

A B C

A. (A) (B) (C) (D) NONE

B. Mary was worried the families would get cawt in the storm.

E F G

B. (E) (F) (G) (H) NONE

1. I am easily happiest when I am eating a cookie.

A B C

1. (A) (B) (C) (D) NONE

2. He is funnier than a huge groop of clowns.

E F G

2. (E) (F) (G) (H) NONE

3. The food shold have tasted better.

A B C

3. (A) (B) (C) (D) NONE

4. She was woried that she had ripped a huge hole in her dress.

E F G

4. (E) (F) (G) (H) NONE

5. The group is caring for families hurt in the storm.

A B C

5. (A) (B) (C) (D) NONE

6. They are discussing how laws annoi criminals.

E F G

6. (E) (F) (G) (H) NONE

7. I caught a bad cawf on our trip south.

A B C

7. (A) (B) (C) (D) NONE

8. The small dog was easly funnier than the cat.

E F G

8. (E) (F) (G) (H) NONE

9. She is hapiest when working in her huge flower garden.

A B C

9. (A) (B) (C) (D) NONE

10. I thaught I had saved more than one cookie.

E F G

10. (E) (F) (G) (H) NONE

11. She wurred that the strawberry and other food made her sick.

A B C

11. (A) (B) (C) (D) NONE

12. I thought that the families would follow the lawes.

E F G

12. (E) (F) (G) (H) NONE

Name _____

13. Everyone in the group tasted the strawberry jam.

A B C

13. (A) (B) (C) (D)

NONE

14. If you are worried, you can count on my discusing the
problem with you.

E F G

14. (E) (F) (G) (H)

NONE

15. Should we have sayved more of the caught animals?

A B C

15. (A) (B) (C) (D)

NONE

16. I hope my smal cough does not annoy you.

E F G

16. (E) (F) (G) (H)

NONE

17. He ripped the flower out of the sowth lawn, thinking it
was a weed.

A B C

17. (A) (B) (C) (D)

NONE

18. The caring doctor spoke to the worried familys.

E F G

18. (E) (F) (G) (H)

NONE

19. I annoy my mother when I say there is a cookie fud group.

A B C

19. (A) (B) (C) (D)

NONE

20. I ripped up the smal paper that had the laws written on it.

E F G

20. (E) (F) (G) (H)

NONE

21. The happiest puppy was caught when he went into the
straberry patch.

C

21. (A) (B) (C) (D)

NONE

22. She thought it was funnier if she gave the flouer to her
teacher.

E F G

22. (E) (F) (G) (H)

NONE

23. The referee is discussing whether we should move the
goal.

A B C

23. (A) (B) (C) (D)

NONE

24. The nurse is carring for the saved girl who has a bad cough.

E F G

24. (E) (F) (G) (H)

NONE

25. The vegetables in the South easily taisted better than
anywhere else.


A B C

25. (A) (B) (C) (D)

NONE

Name _____

Fold back the paper along the dotted line. Write the words in the blanks as they are read aloud. When you finish the test, unfold the paper. Use the list at the right to correct any spelling mistakes.



1. _____
2. _____
3. _____
4. _____
5. _____
6. _____
7. _____
8. _____
9. _____
10. _____
11. _____
12. _____
13. _____
14. _____
15. _____
16. _____
17. _____
18. _____
19. _____
20. _____
- Review Words** 21. _____
22. _____
23. _____
- Challenge Words** 24. _____
25. _____

1. dinner
2. blanket
3. willow
4. plastic
5. welcome
6. summer
7. dipper
8. foggy
9. thriller
10. ticket
11. swallow
12. picket
13. witness
14. slender
15. nodded
16. planner
17. member
18. fossil
19. rumbles
20. blossom
21. talking
22. drawn
23. shawl
24. cupboard
25. friendly



Name _____

Using the Word Study Steps

1. LOOK at the word.
2. SAY the word aloud.
3. STUDY the letters in the word.
4. WRITE the word.
5. CHECK the word.

Did you spell the word right?
If not, go back to step 1.

Find and Circle

Find and circle the hidden spelling words.

X	T	H	R	I	L	L	E	R	X	X	Q	W	Q
P	I	C	K	E	T	V	Y	P	K	D	P	Q	W
Z	C	N	O	D	D	E	D	L	Y	I	L	Z	W
V	K	V	X	F	K	Y	V	A	Z	P	A	J	K
W	E	L	C	O	M	E	X	N	K	P	S	W	Z
I	T	V	Y	S	B	L	A	N	K	E	T	X	X
T	Y	Z	Z	S	U	M	M	E	R	R	I	J	J
N	Y	X	D	I	N	N	E	R	Z	W	C	W	Q
E	W	I	L	L	O	W	Z	X	V	V	X	X	S
S	L	E	N	D	E	R	B	L	O	S	S	O	M
S	W	A	L	L	O	W	F	O	G	G	Y	Z	Q
M	E	M	B	E	R	M	A	R	K	E	T	X	Z



Name _____

thriller	member	dipper	blossom	plastic
fossil	willow	summer	ticket	dinner
planner	nodded	slender	welcome	rumbles
swallow	foggy	picket	blanket	witness

Pattern Power!

Write the spelling words with these spelling patterns.

Words with Double Consonants

1. _____
2. _____
3. _____
4. _____
5. _____
6. _____
7. _____
8. _____
9. _____
10. _____
11. _____

15. _____
16. _____
17. _____
18. _____
19. _____
20. _____

Rhyme Time

Write the spelling word that rhymes with each word or phrase.

21. pillow _____
22. kick it _____
23. slipper _____
24. follow _____

Words with Two Different Consonants

12. _____
13. _____
14. _____

Name _____

thriller	member	dipper	blossom	plastic
fossil	willow	summer	ticket	dinner
planner	nodded	slender	welcome	market
swallow	foggy	picket	blanket	witness

What's the Word?

Complete each sentence with a spelling word.

1. I had to leave the library to get home in time for _____.
2. She is a _____ of the book club.
3. This _____ we will go to the library every week.
4. The reading group was talking about the _____ they had just finished.
5. A white _____ fence surrounds the library grounds.
6. The librarian is also the _____ of children's activities.
7. The old woman put on a shawl for her walk to the _____.
8. We read a story about a new dinosaur _____ that was found.
9. The sign said: "_____ to the library!"
10. He curled up under a _____ to read the next chapter.
11. The shady spot under the _____ tree was perfect for reading.
12. The man _____ when the librarian told him where to find the book.
13. It was a rainy and _____ morning, perfect for a trip to the library.
14. The _____ book was hidden between two larger books on the shelf.
15. Please _____ your food before you start talking.
16. The librarian helped me find the _____ in a book about flowers.
17. My library card is made of blue _____.
18. The boy put the _____ into the pot to scoop out some soup.
19. He got a speeding _____ on his way home from the library.
20. There was only one _____ to the car accident.

Name _____

There are six spelling mistakes in this flyer for the library's book club. Circle the misspelled words. Write the words correctly on the lines below.

Wellcom to the Main Street Library! We hope you will join us this somer each Saturday at noon for our book club meeting. When the weather is nice, we meet under the willo tree in front of the library. Bring your lunch and a blanket to sit on while we discuss some wonderful books and stories.

To become a memmbur of the club, all you have to do is show up!

Our first book is a real thriller! It's about a boy who becomes a hero because he is a wittnes to a crime. Next up is a story about a dinosaur fosel that a scientist in Montana found.

We hope to see you this Saturday!

- | | | |
|----------|----------|----------|
| 1. _____ | 3. _____ | 5. _____ |
| 2. _____ | 4. _____ | 6. _____ |

Writing Activity

What can you learn about in the library? Write a paragraph about something you have learned by using the library, or about something you would like to learn. Use at least four spelling words in your description.

Name _____

Look at the words in each set below. One word in each set is spelled correctly. Use a pencil to fill in the circle next to the correct word. Before you begin, look at the sample set of words. Sample A has been done for you. Do Sample B by yourself. When you are sure you know what to do, you may go on with the rest of the page.

Sample A:

- ☐ A butter
- ☐ B buter
- ☐ C buttur
- ☐ D buttor


Sample B:

- ☐ E basket
- ☐ F bascet
- ☐ G basket
- ☐ H bassket

- | | | | |
|------------------------------------|------------------------------------|--------------------------------------|-------------------------------------|
| 1. <input type="radio"/> A thriler | 6. <input type="radio"/> E willoe | 11. <input type="radio"/> A slendor | 16. <input type="radio"/> E blankit |
| <input type="radio"/> B thrillir | <input type="radio"/> F wilowe | <input type="radio"/> B slender | <input type="radio"/> F blankut |
| <input type="radio"/> C thrillor | <input type="radio"/> G willow | <input type="radio"/> C slendir | <input type="radio"/> G blancket |
| <input type="radio"/> D thriller | <input type="radio"/> H wilow | <input type="radio"/> D slendoor | <input type="radio"/> H blanket |
| 2. <input type="radio"/> E fassil | 7. <input type="radio"/> A noddud | 12. <input type="radio"/> E picket | 17. <input type="radio"/> A plastic |
| <input type="radio"/> F fossil | <input type="radio"/> B noddid | <input type="radio"/> F pickit | <input type="radio"/> B plastick |
| <input type="radio"/> G fossul | <input type="radio"/> C nauded | <input type="radio"/> G pikket | <input type="radio"/> C plastik |
| <input type="radio"/> H fassol | <input type="radio"/> D nodded | <input type="radio"/> H pickot | <input type="radio"/> D plasstik |
| 3. <input type="radio"/> A plannur | 8. <input type="radio"/> E fawgy | 13. <input type="radio"/> A blossom | 18. <input type="radio"/> E dinnir |
| <input type="radio"/> B planner | <input type="radio"/> F faugy | <input type="radio"/> B blassom | <input type="radio"/> F dinnor |
| <input type="radio"/> C planir | <input type="radio"/> G foggie | <input type="radio"/> C blossom | <input type="radio"/> G dinner |
| <input type="radio"/> D plannar | <input type="radio"/> H foggy | <input type="radio"/> D blassum | <input type="radio"/> H dinnur |
| 4. <input type="radio"/> E swallo | 9. <input type="radio"/> A dippur | 14. <input type="radio"/> E tikket | 19. <input type="radio"/> A market |
| <input type="radio"/> F swallow | <input type="radio"/> B dippir | <input type="radio"/> F ticket | <input type="radio"/> B markette |
| <input type="radio"/> G swallow | <input type="radio"/> C dippor | <input type="radio"/> G tickit | <input type="radio"/> C markit |
| <input type="radio"/> H swalloe | <input type="radio"/> D dipper | <input type="radio"/> H tikkit | <input type="radio"/> D market |
| 5. <input type="radio"/> A membrur | 10. <input type="radio"/> E simmir | 15. <input type="radio"/> A wellcome | 20. <input type="radio"/> E witniss |
| <input type="radio"/> B membir | <input type="radio"/> F summur | <input type="radio"/> B welcome | <input type="radio"/> F witnuss |
| <input type="radio"/> C member | <input type="radio"/> G summer | <input type="radio"/> C welcome | <input type="radio"/> G witnez |
| <input type="radio"/> D membar | <input type="radio"/> H summor | <input type="radio"/> D welkum | <input type="radio"/> H witness |

Name _____

Fold back the paper along the dotted line. Write the words in the blanks as they are read aloud. When you finish the test, unfold the paper. Use the list at the right to correct any spelling mistakes.



- | | |
|----------------------------------|--------------|
| 1. _____ | 1. river |
| 2. _____ | 2. level |
| 3. _____ | 3. never |
| 4. _____ | 4. talent |
| 5. _____ | 5. radar |
| 6. _____ | 6. limit |
| 7. _____ | 7. diver |
| 8. _____ | 8. finish |
| 9. _____ | 9. famous |
| 10. _____ | 10. spoken |
| 11. _____ | 11. cabin |
| 12. _____ | 12. wiper |
| 13. _____ | 13. habit |
| 14. _____ | 14. bison |
| 15. _____ | 15. cider |
| 16. _____ | 16. stolen |
| 17. _____ | 17. promise |
| 18. _____ | 18. razor |
| 19. _____ | 19. pity |
| 20. _____ | 20. easel |
| Review Words 21. _____ | 21. swallow |
| 22. _____ | 22. plastic |
| 23. _____ | 23. rumbles |
| Challenge Words 24. _____ | 24. sequence |
| 25. _____ | 25. vivid |



Name _____

Using the Word Study Steps

1. LOOK at the word.
2. SAY the word aloud.
3. STUDY the letters in the word.
4. WRITE the word.
5. CHECK the word.

Did you spell the word right?
If not, go back to step 1.

Rhyme Time

Circle the word in each row that rhymes with the spelling word on the left.

1. pity	party	city	penny
2. diver	driver	dove	diary
3. spoken	bitten	bike	broken
4. habit	rabbit	rated	rapid
5. river	shave	shiver	shatter
6. never	clever	clover	cluster
7. wiper	pipe	paper	piper
8. easel	dull	double	diesel
9. cider	reader	road	rider
10. stolen	swallow	swollen	swimming



Name _____

radar	pity	razor	diver	level
cabin	limit	wiper	finish	spoken
habit	cider	easel	river	promise
never	stolen	talent	bison	famous

Pattern Power!

Write the spelling words with the following vowel sounds in the first syllable.

Long *a*

1. _____
2. _____
3. _____

Short *a*

4. _____
5. _____
6. _____

Long *e*

7. _____

Short *e*

8. _____
9. _____

Long *i*

10. _____
11. _____
12. _____
13. _____

Short *i*

14. _____
15. _____
16. _____
17. _____

Long *o*

18. _____
19. _____

Short *o*

20. _____

Name _____

radar	pity	razor	diver	level
cabin	limit	wiper	finish	spoken
habit	cider	easel	river	promise
never	stolen	talent	bison	famous

What's the Word?

Complete each sentence with a spelling word.

1. That actor has a lot of _____.
2. I _____ to learn my lines by Monday.
3. The _____ for the theater's seating is 200 people.
4. Try not to develop the bad _____ of nail biting.
5. He put the drawing of his ideas for the scenery up on the _____.
6. It is a _____ that the actor got sick on opening night.
7. We should _____ the scene and then take a break.
8. This play takes place in a small log _____ in the mountains.
9. I am _____ late for the drama club meeting.
10. Would you like to be a _____ actress some day?

Define It!

Write the spelling words that have the same meaning as the words or phrases below.

11. Buffalo _____
12. Even with something _____
13. Type of apple juice _____
14. Taken without permission _____
15. Sharp tool for shaving _____
16. System for finding airplanes _____

Name _____

There are six spelling mistakes in this letter. Circle the misspelled words. Write the words correctly on the lines below.

Dear Ms. Fisher,

I am writing because I think you are the best actress in the world! You have so much tallant. I want to be an actress, too. I am in the school play. I hope that someday I can be as fameus as you are.

My mom and I just saw your new movie. It was terrific. I especially loved the scene when you jumped into the rivvere. I could not believe that you were able to catch the man who was riding away in the stollan boat. I have nevar seen anything like it.

I have to go finnish my homework now. Thanks for making great movies! If you want to come see my play, it's this Saturday.

Regards,

Tamika Green

- | | | |
|----------|----------|----------|
| 1. _____ | 3. _____ | 5. _____ |
| 2. _____ | 4. _____ | 6. _____ |

Writing Activity

Imagine that you are writing a play about something being stolen. Write a short scene for two of the characters. Use at least four spelling words in your scene.

Name _____

Look at the words in each set below. One word in each set is spelled correctly. Use a pencil to fill in the circle next to the correct word. Before you begin, look at the sample set of words. Sample A has been done for you. Do Sample B by yourself. When you are sure you know what to do, you may go on with the rest of the page.

Sample A:

- ☐ A pielot
- ☒ B pilot
- ☐ C pilott
- ☐ D pilut


Sample B:

- ☐ E lemun
- ☐ F limon
- ☒ G lemon
- ☐ H limen

- | | | | |
|--|--|--|--|
| 1. <input type="radio"/> A raydar
<input type="radio"/> B radar
<input type="radio"/> C rador
<input type="radio"/> D raidar | 6. <input type="radio"/> E limet
<input type="radio"/> F limnit
<input type="radio"/> G limot
<input type="radio"/> H limit | 11. <input type="radio"/> A easel
<input type="radio"/> B eesall
<input type="radio"/> C easil
<input type="radio"/> D esel | 16. <input type="radio"/> E bisen
<input type="radio"/> F byson
<input type="radio"/> G bysen
<input type="radio"/> H bison |
| 2. <input type="radio"/> E cabin
<input type="radio"/> F caben
<input type="radio"/> G cabbin
<input type="radio"/> H cabben | 7. <input type="radio"/> A cider
<input type="radio"/> B sider
<input type="radio"/> C syder
<input type="radio"/> D cyder | 12. <input type="radio"/> E talint
<input type="radio"/> F tallint
<input type="radio"/> G tallent
<input type="radio"/> H talent | 17. <input type="radio"/> A levul
<input type="radio"/> B levill
<input type="radio"/> C level
<input type="radio"/> D levall |
| 3. <input type="radio"/> A habet
<input type="radio"/> B habitt
<input type="radio"/> C habit
<input type="radio"/> D habette | 8. <input type="radio"/> E stoalen
<input type="radio"/> F stolun
<input type="radio"/> G stolin
<input type="radio"/> H stolen | 13. <input type="radio"/> A diever
<input type="radio"/> B divur
<input type="radio"/> C divir
<input type="radio"/> D diver | 18. <input type="radio"/> E spokken
<input type="radio"/> F spokin
<input type="radio"/> G spoken
<input type="radio"/> H spoaken |
| 4. <input type="radio"/> E nevor
<input type="radio"/> F nevur
<input type="radio"/> G never
<input type="radio"/> H nevir | 9. <input type="radio"/> A razor
<input type="radio"/> B raser
<input type="radio"/> C rasor
<input type="radio"/> D razer | 14. <input type="radio"/> E finesh
<input type="radio"/> F finish
<input type="radio"/> G finiche
<input type="radio"/> H finness | 19. <input type="radio"/> A promiss
<input type="radio"/> B promise
<input type="radio"/> C pramisse
<input type="radio"/> D promisce |
| 5. <input type="radio"/> A pittty
<input type="radio"/> B pity
<input type="radio"/> C pittie
<input type="radio"/> D pitie | 10. <input type="radio"/> E wiper
<input type="radio"/> F wipper
<input type="radio"/> G wipur
<input type="radio"/> H wipor | 15. <input type="radio"/> A rivur
<input type="radio"/> B river
<input type="radio"/> C rivir
<input type="radio"/> D rivor | 20. <input type="radio"/> E famuss
<input type="radio"/> F fameus
<input type="radio"/> G famous
<input type="radio"/> H faimous |

Name _____

Fold back the paper along the dotted line. Write the words in the blanks as they are read aloud. When you finish the test, unfold the paper. Use the list at the right to correct any spelling mistakes.



- | | |
|----------------------------------|--------------|
| 1. _____ | 1. above |
| 2. _____ | 2. cancel |
| 3. _____ | 3. remind |
| 4. _____ | 4. gather |
| 5. _____ | 5. between |
| 6. _____ | 6. unfold |
| 7. _____ | 7. tender |
| 8. _____ | 8. action |
| 9. _____ | 9. monster |
| 10. _____ | 10. chamber |
| 11. _____ | 11. petal |
| 12. _____ | 12. woman |
| 13. _____ | 13. weeder |
| 14. _____ | 14. frosty |
| 15. _____ | 15. clipper |
| 16. _____ | 16. tutor |
| 17. _____ | 17. poster |
| 18. _____ | 18. behave |
| 19. _____ | 19. relate |
| 20. _____ | 20. excite |
| Review Words 21. _____ | 21. diver |
| 22. _____ | 22. finish |
| 23. _____ | 23. spoken |
| Challenge Words 24. _____ | 24. another |
| 25. _____ | 25. remember |



Name _____

Using the Word Study Steps

1. LOOK at the word.
2. SAY the word aloud.
3. STUDY the letters in the word.
4. WRITE the word.
5. CHECK the word.

Did you spell the word right?
If not, go back to step 1.

Find and Circle

Find and circle the hidden spelling words.

C	H	A	M	B	E	R	A	B	O	V	E
L	M	O	N	S	T	E	R	X	C	T	X
I	Z	Y	G	K	X	L	K	Z	A	U	F
P	E	T	A	L	Y	A	X	Q	N	T	R
P	O	S	T	E	R	T	X	V	C	O	O
E	B	Z	H	V	T	E	N	D	E	R	S
R	E	B	E	H	A	V	E	K	L	Z	T
X	T	X	R	V	Q	Q	X	V	K	Y	Y
Z	W	O	M	A	N	A	C	T	I	O	N
W	E	E	D	E	R	Z	I	X	X	K	Y
R	E	M	I	N	D	K	T	Z	K	V	Q
U	N	F	O	L	D	Q	E	Y	Z	X	X



Name _____

above	between	monster	weeder	poster
cancel	unfold	chamber	frosty	behave
remind	tender	petal	clipper	relate
gather	action	woman	tutor	excite

Accent on the Syllable

Use a dictionary to help you sort the spelling words according to the placement of the accent.

Accented First Syllable

1. _____
2. _____
3. _____
4. _____
5. _____
6. _____
7. _____
8. _____
9. _____
10. _____
11. _____
12. _____
13. _____

Accented Second Syllable

14. _____
15. _____
16. _____
17. _____
18. _____
19. _____
20. _____

Name _____

above	between	monster	weeder	poster
cancel	unfold	chamber	frosty	behave
remind	tender	petal	clipper	relate
gather	action	woman	tutor	excite

What's the Word?

Complete each sentence with a spelling word.

1. Earth is _____ Venus and Mars.
2. Sally Ride was the first American _____ to go into space.
3. _____ the map and let's get going!
4. The diver plunged into the _____ water.
5. Our guides _____ us to bring plenty of water.
6. On a clear night you can see millions of stars _____ you.
7. Many explorers have tried to find the Loch Ness _____.
8. The tales of space exploration _____ the class.
9. We _____ around the computer to see the Web page.
10. The family set sail on a _____ to explore the coast.

Define It!

Write the spelling words that have the same meaning as the words or phrases below.

11. Teacher who gives private instruction _____
12. Bedroom _____
13. Give an account of _____
14. Part of a flower _____

Name _____

There are six spelling mistakes in these paragraphs. Circle the misspelled words. Write the words correctly on the lines below.

The wagon was slowly moving west. A womin sat beetwenn her two children while two men sat in the front. The older man was holding the reins. Every so often the mother would remminde the children to beehav.

They were setting off to explore the new western territory. It was a long journey, but they hoped to find the perfect place to settle and build a farm.

As night drew near, the air grew frostie. The family would gathere around the fire and tell stories until the children fell asleep.

The next day the exploration would begin again.

- | | | |
|----------|----------|----------|
| 1. _____ | 3. _____ | 5. _____ |
| 2. _____ | 4. _____ | 6. _____ |

Writing Activity

What part of the world (or the universe) would you like to explore? Imagine that you are an explorer. Write a paragraph describing a recent adventure. Use at least four spelling words in your description.

Name _____

Look at the words in each set below. One word in each set is spelled correctly. Use a pencil to fill in the circle next to the correct word. Before you begin, look at the sample set of words. Sample A has been done for you. Do Sample B by yourself. When you are sure you know what to do, you may go on with the rest of the page.

Sample A:

- ☐ A about
- ☐ B uhbout
- ☐ C ubowt
- ☐ D abowt


Sample B:

- ☐ E ketel
- ☐ F kettle
- ☐ G kettel
- ☐ H kettul

- | | | | |
|------------------------------------|-------------------------------------|------------------------------------|-------------------------------------|
| 1. <input type="radio"/> A above | 6. <input type="radio"/> E unfolled | 11. <input type="radio"/> A petal | 16. <input type="radio"/> E tootor |
| <input type="radio"/> B abuv | <input type="radio"/> F unfoled | <input type="radio"/> B petul | <input type="radio"/> F tootur |
| <input type="radio"/> C uhbove | <input type="radio"/> G unfold | <input type="radio"/> C petall | <input type="radio"/> G tutur |
| <input type="radio"/> D abov | <input type="radio"/> H unfoaled | <input type="radio"/> D pettal | <input type="radio"/> H tutor |
| 2. <input type="radio"/> E cansell | 7. <input type="radio"/> A tinnder | 12. <input type="radio"/> E wooman | 17. <input type="radio"/> A poaster |
| <input type="radio"/> F cansill | <input type="radio"/> B tender | <input type="radio"/> F wuman | <input type="radio"/> B postur |
| <input type="radio"/> G cancel | <input type="radio"/> C tinderr | <input type="radio"/> G woman | <input type="radio"/> C poster |
| <input type="radio"/> H kancel | <input type="radio"/> D tendur | <input type="radio"/> H womin | <input type="radio"/> D postir |
| 3. <input type="radio"/> A remined | 8. <input type="radio"/> E akshun | 13. <input type="radio"/> A weader | 18. <input type="radio"/> E behaive |
| <input type="radio"/> B remind | <input type="radio"/> F aktion | <input type="radio"/> B weeder | <input type="radio"/> F beehave |
| <input type="radio"/> C reemind | <input type="radio"/> G acshun | <input type="radio"/> C weder | <input type="radio"/> G behaeve |
| <input type="radio"/> D reemined | <input type="radio"/> H action | <input type="radio"/> D weedur | <input type="radio"/> H behave |
| 4. <input type="radio"/> E gathur | 9. <input type="radio"/> A monstir | 14. <input type="radio"/> E frosty | 19. <input type="radio"/> A reelate |
| <input type="radio"/> F gather | <input type="radio"/> B mawnster | <input type="radio"/> F frostie | <input type="radio"/> B relate |
| <input type="radio"/> G gathir | <input type="radio"/> C monster | <input type="radio"/> G frostee | <input type="radio"/> C relait |
| <input type="radio"/> H gathor | <input type="radio"/> D monstur | <input type="radio"/> H frossty | <input type="radio"/> D relaite |
| 5. <input type="radio"/> A between | 10. <input type="radio"/> E chamber | 15. <input type="radio"/> A cliper | 20. <input type="radio"/> E egbsite |
| <input type="radio"/> B betwene | <input type="radio"/> F chambur | <input type="radio"/> B clipper | <input type="radio"/> F eksite |
| <input type="radio"/> C betwean | <input type="radio"/> G chambir | <input type="radio"/> C clippor | <input type="radio"/> G exsite |
| <input type="radio"/> D between | <input type="radio"/> H chambor | <input type="radio"/> D clippur | <input type="radio"/> H excite |

Name _____

Fold back the paper along the dotted line. Write the words in the blanks as they are read aloud. When you finish the test, unfold the paper. Use the list at the right to correct any spelling mistakes.



- | | |
|----------------------------------|---------------|
| 1. _____ | 1. grocer |
| 2. _____ | 2. pepper |
| 3. _____ | 3. barber |
| 4. _____ | 4. grader |
| 5. _____ | 5. polar |
| 6. _____ | 6. tanker |
| 7. _____ | 7. singer |
| 8. _____ | 8. enter |
| 9. _____ | 9. odor |
| 10. _____ | 10. collar |
| 11. _____ | 11. zipper |
| 12. _____ | 12. powder |
| 13. _____ | 13. danger |
| 14. _____ | 14. cheddar |
| 15. _____ | 15. popular |
| 16. _____ | 16. harbor |
| 17. _____ | 17. anchor |
| 18. _____ | 18. elevator |
| 19. _____ | 19. daughter |
| 20. _____ | 20. victor |
| Review Words 21. _____ | 21. cancel |
| 22. _____ | 22. behave |
| 23. _____ | 23. tender |
| Challenge Words 24. _____ | 24. conductor |
| 25. _____ | 25. waiter |



Name _____

Using the Word Study Steps

1. LOOK at the word.
2. SAY the word aloud.
3. STUDY the letters in the word.
4. WRITE the word.
5. CHECK the word.

Did you spell the word right?
If not, go back to step 1.

Find and Circle

The spelling words are hiding in this puzzle. See if you can find and circle all 20 words.

rwxcheddarttwypowdermbhgypopularartwrqepepper
qanchortwgraderxcwrqtttrdaughteroophhrharbort
zipperodorwtqqfgllpytttdangerwdgrocerptkknlwqo
trwybarberkjhtenterhtankerplkjmnhhnjmkptpolar
fwcollarywqelevatorssingertttwklppmnowvictorpt



Name _____

barber	odor	cheddar	collar	harbor
zipper	enter	grocer	danger	polar
daughter	anchor	popular	singer	victor
powder	tanker	pepper	elevator	grader

End Game

This week's spelling words end with the sound /ər/. Write the spelling words under the correct spelling pattern ending.

-er

1. _____
2. _____
3. _____
4. _____
5. _____
6. _____
7. _____
8. _____
9. _____
10. _____
11. _____

-ar

12. _____
13. _____
14. _____
15. _____

-or

16. _____
17. _____
18. _____
19. _____
20. _____

Name _____

barber	odor	cheddar	collar	harbor
zipper	enter	grocer	danger	polar
daughter	anchor	popular	singer	victor
powder	tanker	pepper	elevator	grader

What's the Word?

Complete each sentence with a spelling word.

1. I love this painting of boats coming into the _____.
2. We stepped onto the _____ in the art museum.
3. Her _____ wants to be a famous artist when she grows up.
4. He could smell that the clay had a strange _____.
5. When the artist was a fourth _____, he learned how to paint.
6. Make sure that your smock covers your shirt _____.
7. Open the art supply bag by pulling on the _____.
8. She was not only an artist, but also a _____ with a band.
9. This drawing of a _____ bear is very good.
10. Everyone wants to go to the _____ art exhibit.

Analogies

An *analogy* is a statement that compares sets of words that are alike in some way. Use spelling words to complete the analogies below.

11. *Loser* is to *failure* as *winner* is to _____.
12. *Fruit* is to *banana* as *cheese* is to _____.
13. *Out* is to *in* as *exit* is to _____.
14. *Ketchup* is to *mustard* as *salt* is to _____.

Name _____

There are six spelling mistakes in this report. Circle the misspelled words. Write the words correctly on the lines below.

A Studio Visit

As I approached the building, I was excited. A very populer painter, Anne Smith, had agreed to show me around her studio. I had never been to an artist's studio before.

A sign above the door said, "Entar here." I walked in and took the ellevater to the second floor.

As soon as the door opened, I could smell a weird odar. Anne met me in the hall and explained that the smell was from her oil paints. When we walked into her studio, I forgot about the smell. There were paintings everywhere! My favorite was a picture of Anne's daughtor standing in front of a huge ship in the harber.

Anne is a great painter. I am so glad that she let me visit her studio.

- | | | |
|----------|----------|----------|
| 1. _____ | 3. _____ | 5. _____ |
| 2. _____ | 4. _____ | 6. _____ |

Writing Activity

Imagine that you are an artist. Describe your latest work of art. Be creative! Use at least four spelling words in your description.

Name _____

Look at the words in each set below. One word in each set is spelled correctly. Use a pencil to fill in the circle next to the correct word. Before you begin, look at the sample set of words. Sample A has been done for you. Do Sample B by yourself. When you are sure you know what to do, you may go on with the rest of the page.

Sample A:

- (A) sistur
- (B) sister
- (C) sistor
- (D) sisster


Sample B:

- (E) mayer
- (F) mayur
- (G) maier
- (H) mayor

- | | | | |
|---|--|--|--|
| 1. (A) barbor
(B) barbber
(C) barbur
(D) barber | 6. (E) enter
(F) entor
(G) interr
(H) intor | 11. (A) popular
(B) populer
(C) popolor
(D) populir | 16. (E) elavater
(F) elavator
(G) elevater
(H) elevator |
| 2. (E) ziper
(F) zippor
(G) zippir
(H) zipper | 7. (A) ancher
(B) anker
(C) anchor
(D) anckor | 12. (E) pepper
(F) peper
(G) peppur
(H) peppor | 17. (A) harber
(B) harbur
(C) harbor
(D) harbir |
| 3. (A) dottir
(B) daughter
(C) daughtor
(D) dottor | 8. (E) tankor
(F) tancker
(G) tanker
(H) tankir | 13. (A) colar
(B) coler
(C) collar
(D) collar | 18. (E) poler
(F) polar
(G) polor
(H) poaler |
| 4. (E) powdor
(F) powder
(G) poudor
(H) poudor | 9. (A) chedar
(B) cheddor
(C) chedder
(D) cheddar | 14. (E) danjer
(F) danger
(G) dainger
(H) dangor | 19. (A) vickter
(B) vicktor
(C) victor
(D) victer |
| 5. (A) odor
(B) oder
(C) oader
(D) odoor | 10. (E) groser
(F) grosor
(G) grocer
(H) grocor | 15. (A) singur
(B) singor
(C) singer
(D) singger | 20. (E) gradder
(F) graider
(G) grader
(H) grador |

Name _____

Fold back the paper along the dotted line. Write the words in the blanks as they are read aloud. When you finish the test, unfold the paper. Use the list at the right to correct any spelling mistakes.



1. _____
2. _____
3. _____
4. _____
5. _____
6. _____
7. _____
8. _____
9. _____
10. _____
11. _____
12. _____
13. _____
14. _____
15. _____
16. _____
17. _____
18. _____
19. _____
20. _____
- Review Words** 21. _____
22. _____
23. _____
- Challenge Words** 24. _____
25. _____

1. uncle
2. turtle
3. total
4. pencil
5. oral
6. pebble
7. channel
8. local
9. paddle
10. pupil
11. symbol
12. medal
13. bubble
14. settle
15. vessel
16. bugle
17. pedal
18. special
19. ankle
20. docile
21. barber
22. anchor
23. cheddar
24. animal
25. snorkel



Name _____

Using the Word Study Steps

1. LOOK at the word.
2. SAY the word aloud.
3. STUDY the letters in the word.
4. WRITE the word.
5. CHECK the word.

Did you spell the word right?
If not, go back to step 1.

Find and Circle

Find and circle the hidden spelling words.

S	B	U	B	B	L	E	X	S	V	P
P	E	B	B	L	E	X	Q	Y	X	E
E	P	A	D	D	L	E	V	M	Z	D
C	H	A	N	N	E	L	V	B	X	A
I	U	N	C	L	E	O	Q	O	S	L
A	V	K	Z	D	O	C	I	L	E	K
L	X	L	X	Z	B	A	V	K	T	K
P	V	E	S	S	E	L	Q	P	T	M
U	Z	V	Z	Q	N	B	U	G	L	E
P	E	N	C	I	L	X	Z	Z	E	D
I	Q	K	T	U	R	T	L	E	X	A
L	X	T	O	T	A	L	O	R	A	L



Name _____

medal
local
pebble
special

turtle
bugle
channel
settle

pedal
pupil
pencil
docile

oral
vessel
ankle
bubble

symbol
uncle
paddle
total

End Game

This week's spelling words end with the sound /əl/. Write the spelling words under the correct spelling pattern ending.

-le

1. _____
2. _____
3. _____
4. _____
5. _____
6. _____
7. _____
8. _____
9. _____

13. _____

14. _____

15. _____

-el

16. _____

17. _____

-il

18. _____

19. _____

-al

10. _____

11. _____

12. _____

-ol

20. _____

Name _____

medal	turtle	pedal	oral	symbol
local	bugle	pupil	vessel	uncle
pebble	channel	pencil	ankle	paddle
special	settle	docile	bubble	total

What's the Word?

Complete each sentence with a spelling word.

1. We watched a TV program about wild horses on this _____.
2. The family made a _____ trip to visit the wild ponies.
3. Never approach a wild horse; they are not _____.
4. The mustang is a _____ of the American West.
5. My _____ told me and my cousins a story about wild horses.
6. A _____ group in our town wants to save wild horses.
7. A mustang can run much faster than a _____.
8. They gave her a _____ to honor her work with the wild horses.

Define It!

Write the spelling word that matches each clue below.

9. To ride a bicycle _____
10. Joint between the foot and the leg _____
11. Student _____
12. An oar _____
13. A type of horn _____
14. A small stone _____

Name _____

There are six spelling mistakes in this letter. Circle the misspelled words. Write the words correctly on the lines below.

Dear Dr. Carter,

I am a pupel in the fourth grade. Our class is studying wild horses. I saw you on the news last night on Channal 5 talking about how our country should deal with mustangs. Since you are a lokil expert, I wanted to see if you would come and speak to my class.

We have learned a lot about these animals. They are a symble of the American West because they are free and run fast in wide open spaces. There is a totel of 45,000 wild horses left in the United States. We are also learning about how some groups want to save these animals.

I hope you can come and visit my class. It would be very speciol to us.

Regards,

Ava Recio

- | | | |
|----------|----------|----------|
| 1. _____ | 3. _____ | 5. _____ |
| 2. _____ | 4. _____ | 6. _____ |

Writing Activity

What is your favorite animal? Write a paragraph about it using at least four spelling words in your description.

Name _____

Look at the words in each set below. One word in each set is spelled correctly. Use a pencil to fill in the circle next to the correct word. Before you begin, look at the sample set of words. Sample A has been done for you. Do Sample B by yourself. When you are sure you know what to do, you may go on with the rest of the page.

Sample A:

- Ⓐ ridel
- Ⓑ riddel
- Ⓒ riddle
- Ⓓ ridel

Sample B:

- Ⓔ able
- Ⓕ abel
- Ⓖ aibel
- Ⓗ aible

1. Ⓐ medle
Ⓑ medel
Ⓒ medal
Ⓓ medol

6. Ⓔ buegel
Ⓕ bugel
Ⓖ bewgle
Ⓗ bugle

11. Ⓐ pencil
Ⓑ pensil
Ⓒ pencel
Ⓓ pensel

16. Ⓔ bubel
Ⓕ bubble
Ⓖ bubbel
Ⓗ bubbul

2. Ⓔ local
Ⓑ locul
Ⓒ lokel
Ⓓ loakal

7. Ⓐ channle
Ⓑ channel
Ⓒ channul
Ⓓ channil

12. Ⓔ dossile
Ⓕ dosul
Ⓖ dociel
Ⓗ docile

17. Ⓐ symble
Ⓑ cymbol
Ⓒ symbol
Ⓓ symbel

3. Ⓐ pebol
Ⓑ pebbul
Ⓒ pebble
Ⓓ pebbel

8. Ⓔ settel
Ⓕ settle
Ⓖ scettle
Ⓗ settol

13. Ⓐ orol
Ⓑ orel
Ⓒ oral
Ⓓ orul

18. Ⓔ uncel
Ⓕ unkel
Ⓖ unkle
Ⓗ uncle

4. Ⓔ special
Ⓑ speshul
Ⓒ speshle
Ⓓ spechel

9. Ⓐ pedle
Ⓑ pedal
Ⓒ pedel
Ⓓ pedol

14. Ⓔ vessol
Ⓕ vesel
Ⓖ vessle
Ⓗ vessel

19. Ⓐ paddol
Ⓑ padole
Ⓒ paddel
Ⓓ paddle

5. Ⓐ turtle
Ⓑ turtool
Ⓒ turtul
Ⓓ turtel

10. Ⓔ pupul
Ⓕ pupool
Ⓖ pupil
Ⓗ pupol

15. Ⓐ ankel
Ⓑ ankle
Ⓒ anckel
Ⓓ anchol

20. Ⓔ totel
Ⓕ total
Ⓖ totle
Ⓗ totol

Name _____

Read each sentence. If an underlined word is spelled wrong, fill in the circle that goes with that word. If no word is spelled wrong, fill in the circle below NONE. Read Sample A, and do Sample B.

- | | |
|--|--|
| <p>A. I want to <u>see</u> the <u>whales</u> very <u>mutch</u>.
 <div style="display: flex; justify-content: space-around; width: 100%;"> A B C </div></p> | <p style="text-align: right;">NONE</p> <p>A. (A) (B) (C) (D)</p> |
| <p>B. The <u>truth</u> is that the <u>nite</u> should be on the <u>throne</u>.
 <div style="display: flex; justify-content: space-around; width: 100%;"> E F G </div></p> | <p style="text-align: right;">NONE</p> <p>B. (E) (F) (G) (H)</p> |
| <p>1. My <u>uncel</u> takes us to the <u>river</u> every <u>summer</u>.
 <div style="display: flex; justify-content: space-around; width: 100%;"> A B C </div></p> | <p style="text-align: right;">NONE</p> <p>1. (A) (B) (C) (D)</p> |
| <p>2. The <u>local</u> news <u>chanil</u> did a story on the new <u>market</u>.
 <div style="display: flex; justify-content: space-around; width: 100%;"> E F G </div></p> | <p style="text-align: right;">NONE</p> <p>2. (E) (F) (G) (H)</p> |
| <p>3. I told my <u>dautter</u> to hold the <u>pencil</u> <u>between</u> her
 <div style="display: flex; justify-content: space-around; width: 100%;"> A B C </div> thumb and finger.</p> | <p style="text-align: right;">NONE</p> <p>3. (A) (B) (C) (D)</p> |
| <p>4. <u>Remind</u> people about the weight <u>limit</u> on the <u>elevetar</u>.
 <div style="display: flex; justify-content: space-around; width: 100%;"> E F G </div></p> | <p style="text-align: right;">NONE</p> <p>4. (E) (F) (G) (H)</p> |
| <p>5. Please <u>welcome</u> our most <u>fammus</u> <u>member</u>.
 <div style="display: flex; justify-content: space-around; width: 100%;"> A B C </div></p> | <p style="text-align: right;">NONE</p> <p>5. (A) (B) (C) (D)</p> |
| <p>6. The animal <u>channel</u> had to <u>cansil</u> the <u>special</u> program.
 <div style="display: flex; justify-content: space-around; width: 100%;"> E F G </div></p> | <p style="text-align: right;">NONE</p> <p>6. (E) (F) (G) (H)</p> |
| <p>7. The <u>woman</u> sat <u>between</u> the two <u>poppaler</u> teachers.
 <div style="display: flex; justify-content: space-around; width: 100%;"> A B C </div></p> | <p style="text-align: right;">NONE</p> <p>7. (A) (B) (C) (D)</p> |
| <p>8. If you are not a <u>member</u>, you can <u>never</u> use this <u>elevator</u>.
 <div style="display: flex; justify-content: space-around; width: 100%;"> E F G </div></p> | <p style="text-align: right;">NONE</p> <p>8. (E) (F) (G) (H)</p> |
| <p>9. My <u>uncle</u> had <u>spokkin</u> to the <u>singer</u> about her song.
 <div style="display: flex; justify-content: space-around; width: 100%;"> A B C </div></p> | <p style="text-align: right;">NONE</p> <p>9. (A) (B) (C) (D)</p> |
| <p>10. The <u>wumin</u> and her <u>daughter</u> went out to <u>dinner</u>.
 <div style="display: flex; justify-content: space-around; width: 100%;"> E F G </div></p> | <p style="text-align: right;">NONE</p> <p>10. (E) (F) (G) (H)</p> |
| <p>11. The <u>local</u> ice cream shop <u>above</u> the store will open
 <div style="display: flex; justify-content: space-around; width: 100%;"> A B </div> this <u>sumar</u>.
 <div style="display: flex; justify-content: space-around; width: 100%;"> C </div></p> | <p style="text-align: right;">NONE</p> <p>11. (A) (B) (C) (D)</p> |

Name _____

12. The market puts a limmat on some popular items.

E F G

NONE

12. (E) (F) (G) (H)

NONE

13. Welcome to this special dienar party!

A B C

13. (A) (B) (C) (D)

NONE

14. We watched the famous singer enttir the room.

E F G

14. (E) (F) (G) (H)

NONE

15. The woman had spoken to my uncle.

A B C

15. (A) (B) (C) (D)

NONE

16. Neavar let your pencil go above this line.

E F G

16. (E) (F) (G) (H)

NONE

17. The famous actor was wellcum here, but he had to

A B

17. (A) (B) (C) (D)

cancel his visit.

C

NONE

18. We remind you to enter the rievar carefully.

E F G

18. (E) (F) (G) (H)

NONE

19. We limit the use of this elevator to speshul guests.

A B C

19. (A) (B) (C) (D)

NONE

20. The memmbre had to cancel his dinner reservation.

E F G

20. (E) (F) (G) (H)

NONE

21. Raminde your daughter to stop at the market.

A B C

21. (A) (B) (C) (D)

NONE

22. Enter your lokel address on this form with a pencil.

E F G

22. (E) (F) (G) (H)

NONE

23. Last summer we saw the popular singgar perform.

A B C

23. (A) (B) (C) (D)

NONE

24. The Channel 4 crew was filming abbuve the river.

E F G

24. (E) (F) (G) (H)

NONE


25. Between you and me, I have never spoken to her.

A B C

25. (A) (B) (C) (D)

Name _____

Fold back the paper along the dotted line. Write the words in the blanks as they are read aloud. When you finish the test, unfold the paper. Use the list at the right to correct any spelling mistakes.



1. _____
2. _____
3. _____
4. _____
5. _____
6. _____
7. _____
8. _____
9. _____
10. _____
11. _____
12. _____
13. _____
14. _____
15. _____
16. _____
17. _____
18. _____
19. _____
20. _____
- Review Words** 21. _____
22. _____
23. _____
- Challenge Words** 24. _____
25. _____

1. robin
2. button
3. bacon
4. reason
5. cotton
6. sunken
7. eleven
8. cousin
9. woven
10. raisin
11. cannon
12. muffin
13. widen
14. wooden
15. ridden
16. common
17. proven
18. often
19. penguin
20. skeleton
21. medal
22. pupil
23. paddle
24. violin
25. vitamin



Name _____

Using the Word Study Steps

1. LOOK at the word.
2. SAY the word aloud.
3. STUDY the letters in the word.
4. WRITE the word.
5. CHECK the word.

Did you spell the word right?
If not, go back to step 1.

End Game!

Find the word ending from the box below that completes each spelling word.

on

en

in

- | | |
|----------------|------------------|
| 1. wov _____ | 11. comm _____ |
| 2. cann _____ | 12. cott _____ |
| 3. cous _____ | 13. elev _____ |
| 4. pengu _____ | 14. muff _____ |
| 5. prov _____ | 15. skelet _____ |
| 6. reas _____ | 16. wid _____ |
| 7. butt _____ | 17. oft _____ |
| 8. wood _____ | 18. sunk _____ |
| 9. bac _____ | 19. rob _____ |
| 10. ridd _____ | 20. rais _____ |



Name _____

bacon
woven
ridden
cannon
common

cotton
cousin
robin
eleven
penguin

muffin
proven
raisin
reason
skeleton

button
often
widen
sunken
wooden

End Game!

This week's spelling words contain /ən/. Write each spelling word under the correct spelling pattern ending.

-in

1. _____

4. _____

2. _____

5. _____

3. _____

-en

6. _____

10. _____

7. _____

11. _____

8. _____

12. _____

9. _____

13. _____

-on

14. _____

18. _____

15. _____

19. _____

16. _____

20. _____

17. _____

Name _____

bacon	cotton	muffin	button
woven	cousin	proven	often
ridden	robin	raisin	widen
cannon	eleven	reason	sunken
common	penguin	skeleton	wooden

What's the Word?

Complete each sentence with a word from the spelling list.

1. The _____ they went west was to find gold.
2. Some men left their _____ fields in search of gold.
3. There were three _____ paths to California in 1849.
4. The family traveled in a _____ wagon.
5. Some miners used a _____ that shot water at the mountain.
6. They found a _____ ship filled with gold.
7. Miners _____ risked their health searching for gold.
8. They had _____ for miles with no sign of water.
9. Earlier promises of gold in California had _____ to be untrue.
10. He wore a fancy jacket with each _____ made of pure gold.

Analogies

An analogy is a statement that compares sets of words that are alike in some way: *Night* is to *day* as *black* is to *white*. This analogy points out that *night* and *day* are opposite in the same way that *black* and *white* are opposite.

Use the spelling words to complete the analogies below.

11. *Bear* is to *polar bear* as *bird* is to _____.
12. *Plum* is to *prune* as *grape* is to _____.
13. *Wood* is to *frame* as *bones* are to _____.
14. *Mom* is to *child* as *aunt* is to _____.

Name _____

Proofreading

There are six spelling mistakes in this poem. Circle the misspelled words. Write the words correctly on the lines below.

The Gold Rush Ghosts

Have you heard the tale of the lady
Who wears the cottin dress?
They offen say she's waiting,
And won't accept she's dead.
All day she sits on her woodun chair
Staring out to see
If her suitor has riden by outside.
For someday his bride she'll be.

But her true love hasn't provin
That he's a rightful man.
He's still searching for a gold mine
Like every commen man.
So she still sits and he still rides,
These two unhappy souls.
She never will see her love
And he never will find gold.

- | | | |
|----------|----------|----------|
| 1. _____ | 3. _____ | 5. _____ |
| 2. _____ | 4. _____ | 6. _____ |

Writing Activity

Write a poem of your own. Use at least three spelling words in your poem.

Name _____

Look at the words in each set below. One word in each set is spelled correctly. Use a pencil to fill in the circle next to the correct word. Before you begin, look at the sample set of words. Sample A has been done for you. Do Sample B by yourself. When you are sure you know what to do, you may go on with the rest of the page.

Sample A:

- ☐ A frozen
- ☒ B frozen
- ☐ C frozon
- ☐ D frosen

Sample B:

- ☐ E poisen
- ☐ F poyzon
- ☐ G poysen
- ☐ H poison

1. ☐ A baken
☐ B backen
☐ C bacin
☐ D bacon

6. ☐ E coton
☐ F cottin
☐ G kotten
☐ H cotton

11. ☐ A mufin
☐ B muffen
☐ C muffin
☐ D mufein

16. ☐ E buttin
☐ F button
☐ G butten
☐ H buton

2. ☐ E woven
☐ F wovin
☐ G wovon
☐ H wovenn

7. ☐ A kuzzin
☐ B cusin
☐ C couson
☐ D cousin

12. ☐ E proven
☐ F proveen
☐ G provon
☐ H prooven

17. ☐ A often
☐ B offen
☐ C offin
☐ D oftin

3. ☐ A riden
☐ B riddon
☐ C ridden
☐ D riddin

8. ☐ E robbin
☐ F robin
☐ G roben
☐ H robben

13. ☐ A rasen
☐ B razin
☐ C raisin
☐ D raisen

18. ☐ E widin
☐ F widon
☐ G widen
☐ H wyden

4. ☐ E cannon
☐ F kannen
☐ G canin
☐ H kanon

9. ☐ A ealeven
☐ B eleven
☐ C eelevin
☐ D elevin

14. ☐ E reason
☐ F reesin
☐ G reeson
☐ H reasin

19. ☐ A sunkin
☐ B sunkan
☐ C sunken
☐ D suncken

5. ☐ A comon
☐ B common
☐ C commen
☐ D commun


10. ☐ E pennguin
☐ F penguin
☐ G pengwin
☐ H pingwin

15. ☐ A skelletin
☐ B skeletin
☐ C scheleton
☐ D skeleton

20. ☐ E woulden
☐ F wooden
☐ G wouden
☐ H woodden

Name _____

Fold back the paper along the dotted line. Write the words in the blanks as they are read aloud. When you finish the test, unfold the paper. Use the list at the right to correct any spelling mistakes.



- | | |
|-----------|--------------|
| 1. _____ | 1. root |
| 2. _____ | 2. tale |
| 3. _____ | 3. wade |
| 4. _____ | 4. tail |
| 5. _____ | 5. prince |
| 6. _____ | 6. dough |
| 7. _____ | 7. moose |
| 8. _____ | 8. prints |
| 9. _____ | 9. we've |
| 10. _____ | 10. weave |
| 11. _____ | 11. whose |
| 12. _____ | 12. route |
| 13. _____ | 13. who's |
| 14. _____ | 14. boulder |
| 15. _____ | 15. weighed |
| 16. _____ | 16. patience |
| 17. _____ | 17. bolder |
| 18. _____ | 18. doe |
| 19. _____ | 19. mousse |
| 20. _____ | 20. patients |
| 21. _____ | 21. cotton |
| 22. _____ | 22. muffin |
| 23. _____ | 23. eleven |
| 24. _____ | 24. straight |
| 25. _____ | 25. strait |

Review Words

Challenge Words



Name _____

Using the Word Study Steps

1. LOOK at the word.
2. SAY the word aloud.
3. STUDY the letters in the word.
4. WRITE the word.
5. CHECK the word.

Did you spell the word right?
If not, go back to step 1.

Find and Circle

Find and circle the 20 spelling words.

P	D	P	Z	R	Q	M	W	H	O	'	S
R	O	R	T	O	B	O	U	L	D	E	R
I	U	I	A	U	M	O	U	S	S	E	W
N	G	N	L	T	G	S	V	J	W	K	X
T	H	C	E	E	Z	E	W	B	A	J	P
S	Z	E	H	Q	P	V	C	B	D	Y	A
T	G	G	C	P	Z	J	D	O	E	T	T
R	W	H	V	Q	B	K	W	L	B	A	I
'	B	W	E	I	G	H	E	D	M	I	E
J	W	H	O	S	E	K	'	E	Y	L	N
F	W	E	A	V	E	P	V	R	O	O	T
P	A	T	I	E	N	C	E	R	'	J	S



Name _____

doe
who's
route
weave
moose

boulder
weighed
patients
tale
prints

patience
tail
prince
bolder
wade

mousse
dough
whose
root
we've

There are ten pairs of spelling words that are homophones. They sound the same but are spelled differently. Sort the homophones into pairs. Write each pair on the lines below.

1. _____
2. _____
3. _____
4. _____
5. _____
6. _____
7. _____
8. _____
9. _____
10. _____

Order Please!

Write the following words in alphabetical order: patience, weighed, tail, dough, whose, weave, bolder, root, moose, and prints.

11. _____
12. _____
13. _____
14. _____
15. _____
16. _____
17. _____
18. _____
19. _____
20. _____

Name _____

doe	boulder	patience	mousse
who's	weighed	tail	dough
route	patients	prince	whose
weave	tale	bolder	root
moose	prints	wade	we've

What's the Word?

Complete each sentence with a spelling word.

1. We made double _____ of the pictures of the birds in the park.
2. The man had to _____ into the fountain to save the cat.
3. Our dog's _____ was run over by a car.
4. _____ been trying to rid our house of mice for months.
5. It would be funny to see a _____ in the city.
6. Mrs. Jennings has no _____ for untrained animals.
7. The elephant at the city zoo _____ more than six tons.
8. You have to be careful not to hit a deer when driving down that _____.
9. The squirrels in the park are not afraid of people and are becoming _____ every day.
10. _____ pet is this?
11. There is a _____ and her baby who live near that road.
12. Have you heard the _____ of the cricket that lived in New York?
13. _____ that man with the yellow hat?
14. Nothing could move that _____ except an elephant.
15. The _____ at the city hospital like to watch the birds in the park.
16. The bread _____ takes an hour to rise.

Name _____

Proofreading

There are six spelling mistakes in this story. Circle the misspelled words. Write the words correctly on the lines below.

A Tael of the Two Deer

Once upon a time, there was a dou named Cinnamon. Cinnamon lived in a grand kingdom with all of her animal friends. Cinnamon was also very much in love with Printse Butternut. But Cinnamon and Butternut were very upset. Their kingdom was in danger. Nearby was a large human city. Every year the humans would build another road or roote closer to their kingdom. If a deer heard a car coming he would raise his taile to warn the other animals. Then one day, Cinnamon and Butternut had an idea. They got all the other animals in the kingdom to help them. Bowlder upon rock, the animals built a wall that would protect them from the cars on the roads. Cinnamon hoped that all the animals would be very careful and not cross the wall. That way the kingdom would remain safe.

- | | | |
|----------|----------|----------|
| 1. _____ | 3. _____ | 5. _____ |
| 2. _____ | 4. _____ | 6. _____ |

Writing Activity

Write a story about animals interacting with humans. Use at least three spelling words in your paragraph.

Name _____

Look at the words in each set below. One word in each set is spelled correctly. Use a pencil to fill in the circle next to the correct word. Before you begin, look at the sample set of words. Sample A has been done for you. Do Sample B by yourself. When you are sure you know what to do, you may go on with the rest of the page.

Sample A:

- (A) peice
- (B) pease
- (C) peace
- (D) piese


Sample B:

- (E) peese
- (F) piece
- (G) pease
- (H) peice

- | | | | |
|---|---|---|--|
| 1. (A) doe
(B) doo
(C) doa
(D) dow | 6. (E) rute
(F) rewt
(G) root
(H) rout | 11. (A) prinz
(B) prinse
(C) printz
(D) prince | 16. (E) wayed
(F) waid
(G) wayd
(H) weighed |
| 2. (E) doo
(F) dow
(G) dough
(H) doa | 7. (A) payshenz
(B) payshense
(C) paitients
(D) patience | 12. (E) prinz
(F) prints
(G) printz
(H) prinse | 17. (A) weeve
(B) wheave
(C) weave
(D) wheeve |
| 3. (A) boalder
(B) bowlder
(C) boleder
(D) bolder | 8. (E) payshents
(F) patients
(G) paitents
(H) payshenz | 13. (A) hoo's
(B) who's
(C) hew's
(D) whue's | 18. (E) we've
(F) wee've
(G) we'v
(H) whee've |
| 4. (E) boulder
(F) boleder
(G) bowlder
(H) boalder | 9. (A) moose
(B) mewse
(C) moosse
(D) muese | 14. (E) hoose
(F) whooze
(G) whose
(H) huze | 19. (A) taile
(B) talle
(C) tael
(D) tail |
| 5. (A) rute
(B) route
(C) rewt
(D) rout | 10. (E) mewse
(F) mousse
(G) muese
(H) moosse | 15. (A) wayd
(B) wade
(C) waid
(D) wayed | 20. (E) taile
(F) tale
(G) tael
(H) talle |

Name _____

Fold back the paper along the dotted line. Write the words in the blanks as they are read aloud. When you finish the test, unfold the paper. Use the list at the right to correct any spelling mistakes.



- | | |
|----------------------------------|-------------------|
| 1. _____ | 1. discourage |
| 2. _____ | 2. disappoint |
| 3. _____ | 3. disbelief |
| 4. _____ | 4. distrust |
| 5. _____ | 5. disloyal |
| 6. _____ | 6. misplace |
| 7. _____ | 7. mislabel |
| 8. _____ | 8. mislead |
| 9. _____ | 9. misstep |
| 10. _____ | 10. misnumber |
| 11. _____ | 11. nonfat |
| 12. _____ | 12. nonfiction |
| 13. _____ | 13. nonsense |
| 14. _____ | 14. nonstop |
| 15. _____ | 15. unable |
| 16. _____ | 16. unplug |
| 17. _____ | 17. uncertain |
| 18. _____ | 18. uncomfortable |
| 19. _____ | 19. uncover |
| 20. _____ | 20. unclean |
| Review Words 21. _____ | 21. prince |
| 22. _____ | 22. weighed |
| 23. _____ | 23. bolder |
| Challenge Words 24. _____ | 24. mishap |
| 25. _____ | 25. unravel |



Name _____

Using the Word Study Steps

1. LOOK at the word.
2. SAY the word aloud.
3. STUDY the letters in the word.
4. WRITE the word.
5. CHECK the word.

Did you spell the word right?
If not, go back to step 1.

X the Word

Put an X on the word that does not have the same prefix as the spelling word on the left.

- | | | |
|-------------------|-----------|------------|
| 1. discourage | disk | disrespect |
| 2. mislabel | misinform | misty |
| 3. nonsense | none | nonviolent |
| 4. unplug | untold | under |
| 5. distrust | dish | dislike |
| 6. misnumber | misses | mistake |
| 7. uncover | unite | unfold |
| 8. disappoint | dime | disappear |
| 9. nonfiction | nondairy | noon |
| 10. misstep | mice | misbehave |
| 11. unable | unlucky | unit |
| 12. disbelief | different | disable |
| 13. misplace | mild | misplay |
| 14. uncomfortable | uniform | unaware |
| 15. nonfat | nonstick | noodle |



Name _____

discourage
disappoint
disbelief
distrust
disloyal

misplace
mislabel
mislead
misstep
misnumber

nonfat
nonfiction
nonsense
nonstop
unable

unplug
uncertain
uncomfortable
uncover
unclean

Pattern Power!

Write the spelling words with the following prefixes.

dis-

1. _____
2. _____
3. _____

4. _____
5. _____

mis-

6. _____
7. _____
8. _____

9. _____
10. _____

non-

11. _____
12. _____

13. _____
14. _____

un-

15. _____
16. _____
17. _____

18. _____
19. _____
20. _____

Name _____

discourage	misplace	nonfat	unplug
disappoint	mislabel	nonfiction	uncertain
disbelief	mislead	nonsense	uncomfortable
distrust	misstep	nonstop	uncover
disloyal	misnumber	unable	unclean

What's the Word?

Complete each sentence with a spelling word.

1. Be careful not to _____ the bags of fossils.
2. We were _____ if the dig would be successful.
3. She removed the layer of soil to _____ the fossil below.
4. Not finding anything does not _____ fossil hunters.
5. I hope you did not _____ your notes on the dig.
6. If you work hard, you will not _____ your boss.

Prefixes

A prefix occurs at the beginning of a word. A prefix gives a word a different meaning. Read the meanings for the prefixes in your spelling words. Notice that all of the prefixes share the meaning "the opposite of."

- dis-* "not" or "the opposite of"
non- "without" or "the opposite of"
un- "not" or "the opposite of"
mis- "wrong," "badly" or "the opposite of"

Write the spelling word that matches each meaning below.

7. without fat _____
8. opposite of loyal _____
9. a wrong step _____
10. not clean _____

Name _____

There are six spelling mistakes in this letter. Circle the misspelled words. Write the words correctly on the lines below.

Dear Grandma,

I just got back from the dinosaur museum! I was unsertan about how much I would learn there, but it did not dissapoint me.

When we walked into the T. Rex exhibit, I was unabell to talk. That was one huge dinosaur! We read the sign about how the scientists uncuvar the fossils very carefully.

We made only one mistepp. We did not get there early enough. The museum closed before we were done, even though we were going nonnstop the whole time. Mom promised we could go back soon. Maybe you could come, too!

Love,
Yoli

- | | | |
|----------|----------|----------|
| 1. _____ | 3. _____ | 5. _____ |
| 2. _____ | 4. _____ | 6. _____ |

Writing Activity

Imagine that you are a scientist who studies animals or plants through fossils. Write an e-mail to a co-worker about something you have found. Use at least four spelling words in your e-mail.

Name _____

Look at the words in each set below. One word in each set is spelled correctly. Use a pencil to fill in the circle next to the correct word. Before you begin, look at the sample set of words. Sample A has been done for you. Do Sample B by yourself. When you are sure you know what to do, you may go on with the rest of the page.

Sample A:

- (A) misstake
- (B) mistaik
- (C) mistake
- (D) mistayke


Sample B:

- (E) dissplay
- (F) display
- (G) displai
- (H) displaye

- | | | | |
|---|--|---|--|
| 1. (A) diskerage
(B) discouraje
(C) diskeraje
(D) discouraje | 6. (E) misplase
(F) missplace
(G) misplace
(H) misplaise | 11. (A) nonfatt
(B) nonphat
(C) nonfate
(D) nonfat | 16. (E) unploug
(F) unplug
(G) unplugg
(H) unpluhg |
| 2. (E) disapoint
(F) disopoint
(G) disappoint
(H) disappoynt | 7. (A) mislabel
(B) misslabel
(C) mislabyl
(D) mislabile | 12. (E) nonfikshin
(F) nonfikshun
(G) nonfiction
(H) nonphiction | 17. (A) uncertain
(B) unserten
(C) uncerten
(D) unsertin |
| 3. (A) disbeleef
(B) disbelief
(C) disbeleaf
(D) disbeleif | 8. (E) mislead
(F) misleed
(G) misslead
(H) missled | 13. (A) noncents
(B) noncense
(C) nonsents
(D) nonsense | 18. (E) uncomfterble
(F) uncomfortable
(G) uncomftorbel
(H) uncomfortabel |
| 4. (E) distrusst
(F) distrust
(G) disstrust
(H) distrust | 9. (A) mistep
(B) missteppe
(C) misstep
(D) misstepp | 14. (E) nonnstop
(F) nonstop
(G) nonstoppe
(H) nonstap | 19. (A) uncover
(B) uncuver
(C) uncovor
(D) unkover |
| 5. (A) disloyel
(B) disloyol
(C) disloyal
(D) dissloyel | 10. (E) missnumber
(F) misnubor
(G) misnumbir
(H) misnumber | 15. (A) unabel
(B) unable
(C) unaible
(D) unaybel | 20. (E) unclean
(F) unkleen
(G) uncleen
(H) unklene |

Name _____

Fold back the paper along the dotted line. Write the words in the blanks as they are read aloud. When you finish the test, unfold the paper. Use the list at the right to correct any spelling mistakes.



- | | |
|----------------------------------|----------------|
| 1. _____ | 1. spotless |
| 2. _____ | 2. sunny |
| 3. _____ | 3. furry |
| 4. _____ | 4. really |
| 5. _____ | 5. hairy |
| 6. _____ | 6. barely |
| 7. _____ | 7. tasteless |
| 8. _____ | 8. handful |
| 9. _____ | 9. lifeless |
| 10. _____ | 10. illness |
| 11. _____ | 11. hopefully |
| 12. _____ | 12. happiness |
| 13. _____ | 13. goodness |
| 14. _____ | 14. sorrowful |
| 15. _____ | 15. purely |
| 16. _____ | 16. sickness |
| 17. _____ | 17. joyfully |
| 18. _____ | 18. aimless |
| 19. _____ | 19. breathless |
| 20. _____ | 20. certainly |
| Review Words 21. _____ | 21. disappoint |
| 22. _____ | 22. nonfat |
| 23. _____ | 23. misnumber |
| Challenge Words 24. _____ | 24. superbly |
| 25. _____ | 25. successful |



Name _____

Using the Word Study Steps

1. LOOK at the word.
2. SAY the word aloud.
3. STUDY the letters in the word.
4. WRITE the word.
5. CHECK the word.

Did you spell the word right?
If not, go back to step 1.

Find and Circle

Find and circle the hidden spelling words.

H	A	P	P	I	N	E	S	S	X	Z	W	Q	Z
A	I	M	L	E	S	S	U	O	Z	T	D	X	J
N	B	A	R	E	L	Y	N	R	Q	A	C	Q	O
D	I	T	R	Y	Z	X	N	R	I	S	E	O	Y
F	Q	P	U	R	E	L	Y	O	L	T	R	S	F
U	W	Z	Q	K	Z	Q	K	W	L	E	T	I	U
L	I	F	E	L	E	S	S	F	N	L	A	C	L
S	P	O	T	L	E	S	S	U	E	E	I	K	L
H	Z	W	J	Y	Y	F	O	L	S	S	N	N	Y
A	B	R	E	A	T	H	L	E	S	S	L	E	B
I	F	U	R	R	Y	R	E	A	L	L	Y	S	N
R	K	X	X	Z	G	O	O	D	N	E	S	S	C
Y	H	O	P	E	F	U	L	L	Y	S	Y	L	Z



Name _____

aimless	sickness	goodness	tasteless	certainly
barely	spotless	hairy	joyfully	really
breathless	illness	handful	lifeless	sorrowful
hopefully	furry	happiness	purely	sunny

Pattern Power!

Sort the spelling words by writing them under the correct suffix.

-less

1. _____

3. _____

2. _____

4. _____

5. _____

-ly

6. _____

9. _____

7. _____

10. _____

8. _____

11. _____

-ness

12. _____

14. _____

13. _____

15. _____

-y

16. _____

18. _____

17. _____

-ful

19. _____

20. _____

Name _____

aimless	sickness	goodness	tasteless	certainly
barely	spotless	hairy	joyfully	really
breathless	illness	handful	lifeless	sorrowful
hopefully	furry	happiness	purely	sunny

What's the Word?

Complete each sentence with a spelling word.

1. I picked up a _____ of sand at Kitty Hawk.
2. The flying machine was _____ a great invention!
3. Was it _____ on the day of the Wright brothers' first flight?
4. Orville and Wilbur were filled with _____ after the flight.
5. Flying a kite is _____ a lot of fun.
6. The flying machine was _____ 10 feet off the ground.

Suffixes

A suffix is added to the end of a word to give the word a different meaning. Read the meanings for the suffixes in your spelling words.

-ness	"the state of being"	-ful	"full of"
-less	"without"	-ly	"in a (particular) way"
-y	"full of"		

Write the spelling word that matches each meaning below.

7. full of sorrow _____
8. without an aim _____
9. without taste _____
10. full of hair _____
11. the state of being sick _____
12. without life _____

Name _____

There are five spelling mistakes in these paragraphs. Circle the misspelled words. Write the words correctly on the lines below.

I realie love to build paper airplanes. My best friend and I make a bunch of them and pretend we are the Wright brothers, preparing for the very first airplane flight. We fold and cut each plane until it is perfect.

We wait for a suny, windy afternoon and take our handfull of planes to the park. We try each plane, one after the other, to see which one flies the farthest. We race to the other end of the park to see which plane won. We are brethles when we get there.

I am always hoping that one of my planes will be the winner. I feel such happyness when that happens.

1. _____
2. _____
3. _____
4. _____
5. _____

Writing Activity

Imagine that you are an inventor. Write a short paragraph about your latest invention. Use at least three spelling words in your description.

Name _____

Look at the words in each set below. One word in each set is spelled correctly. Use a pencil to fill in the circle next to the correct word. Before you begin, look at the sample set of words. Sample A has been done for you. Do Sample B by yourself. When you are sure you know what to do, you may go on with the rest of the page.

Sample A:

- Ⓐ kareful
- Ⓑ careful
- Ⓒ cairful
- Ⓓ carefull


Sample B:

- Ⓔ priceless
- Ⓕ pryceless
- Ⓖ priseless
- Ⓗ priceles

- | | | | |
|----------------|---------------|-----------------|-----------------|
| 1. Ⓐ ameless | 6. Ⓔ spotless | 11. Ⓐ handfull | 16. Ⓔ pewrly |
| Ⓑ aimliss | Ⓕ sotpless | Ⓑ handful | Ⓕ purely |
| Ⓒ aimless | Ⓖ stoplses | Ⓒ hanful | Ⓖ purelie |
| Ⓓ amless | Ⓗ sptoleless | Ⓓ handfle | Ⓗ purly |
| 2. Ⓔ bearly | 7. Ⓐ illniss | 12. Ⓔ happiness | 17. Ⓐ certanely |
| Ⓕ barely | Ⓑ illnes | Ⓕ happyness | Ⓑ certainley |
| Ⓖ barly | Ⓒ illness | Ⓖ happyniss | Ⓒ sertinly |
| Ⓗ bareley | Ⓓ ilness | Ⓗ happiniss | Ⓓ certainly |
| 3. Ⓐ brethless | 8. Ⓔ furey | 13. Ⓐ tasteliss | 18. Ⓔ realy |
| Ⓑ breathless | Ⓕ furrey | Ⓑ tastless | Ⓕ realie |
| Ⓒ breatheless | Ⓖ furie | Ⓒ tasteles | Ⓖ really |
| Ⓓ bredthless | Ⓗ furry | Ⓓ tasteless | Ⓗ reaaley |
| 4. Ⓔ hoapfully | 9. Ⓐ goodness | 14. Ⓔ joyfooly | 19. Ⓐ sorrofull |
| Ⓕ hopfully | Ⓑ goudness | Ⓕ joyfullie | Ⓑ sorrowful |
| Ⓖ hopefully | Ⓒ goodniss | Ⓖ goyfully | Ⓒ sorrowfull |
| Ⓗ hoopfully | Ⓓ goodnes | Ⓗ joyfully | Ⓓ sorowful |
| 5. Ⓐ sickniss | 10. Ⓔ harey | 15. Ⓐ lifeless | 20. Ⓔ suny |
| Ⓑ sicknes | Ⓕ hairy | Ⓑ lifless | Ⓕ sunney |
| Ⓒ sickness | Ⓖ harie | Ⓒ lyfeless | Ⓖ sunnie |
| Ⓓ sikkness | Ⓗ hairey | Ⓓ lifeles | Ⓗ sunny |

Name _____

Fold back the paper along the dotted line. Write the words in the blanks as they are read aloud. When you finish the test, unfold the paper. Use the list at the right to correct any spelling mistakes.



1. _____
2. _____
3. _____
4. _____
5. _____
6. _____
7. _____
8. _____
9. _____
10. _____
11. _____
12. _____
13. _____
14. _____
15. _____
16. _____
17. _____
18. _____
19. _____
20. _____
- Review Words** 21. _____
22. _____
23. _____
- Challenge Words** 24. _____
25. _____

1. burrow
2. furnace
3. concert
4. lantern
5. thirsty
6. disturb
7. alert
8. perhaps
9. purchase
10. nervous
11. modern
12. capture
13. merchant
14. survive
15. concern
16. service
17. eastern
18. whirlwind
19. surprise
20. persuade
21. really
22. handful
23. goodness
24. survey
25. emerge



Name _____

Using the Word Study Steps

1. LOOK at the word.
2. SAY the word aloud.
3. STUDY the letters in the word.
4. WRITE the word.
5. CHECK the word.

Did you spell the word right?
If not, go back to step 1.

Rhyme Time

Circle the word in each row that rhymes with the spelling word on the left.

1. surprise	suppose	suspect	supplies
2. disturb	subway	superb	destroy
3. service	nervous	nurses	serious
4. persuade	perfect	parade	perhaps
5. survive	arrive	around	arose
6. alert	alike	insect	insert
7. concern	retire	retreat	return
8. burrow	borrow	thorough	through
9. concert	concern	desire	desert
10. perhaps	collapse	collars	collects



Name _____

service	eastern	concern	surprise	capture
alert	furnace	burrow	purchase	thirsty
modern	disturb	perhaps	nervous	survive
concert	merchant	lantern	whirlwind	persuade

Stressed Syllables

Sort the spelling words according to the placement of the accent.

Accented First Syllable

1. _____
2. _____
3. _____
4. _____
5. _____
6. _____
7. _____
8. _____
9. _____
10. _____
11. _____
12. _____
13. _____

Accented Second Syllable

14. _____
15. _____
16. _____
17. _____
18. _____
19. _____
20. _____

Name _____

service	eastern	concern	surprise	capture
alert	furnace	burrow	purchase	thirsty
modern	disturb	perhaps	nervous	survive
concert	merchant	lantern	whirlwind	persuade

What's the Word?

Complete each sentence with a spelling word.

1. In order to _____, ants live in large colonies.
2. Carpenter ants _____ into wood to make their nests.
3. If you stay _____, you will see ants in many places.
4. Fire ants _____ farmers because they can damage crops.
5. Do not _____ the ants, so we can watch them work.
6. Some types of ants can _____ other insects by swarming them.
7. Ants make me _____ because I was stung once by an ant.
8. You can _____ an ant farm at the pet store.

Define It!

Write the spelling word that matches each clue below.

9. opposite of western _____
10. person who buys and sells things _____
11. recent _____
12. feeling of needing to drink _____
13. music performance _____
14. a light _____
15. a small windstorm _____
16. thing that produces heat _____

Name _____

There are six spelling mistakes in this report. Circle the misspelled words. Write the words correctly on the lines below.

The Amazing Ant

Ants are prehaps the most amazing insect that there is. They are very social animals, working together to build nests and gather food. They need each other to serrvive. All of the ants in a colony are in the survise of the queen ant. She lays eggs, while the other ants do all the work.

There are many different kinds of ants. In Africa, there are driver ants that carry out raids. They can harm farm animals and capchure spiders. Carpenter ants burrough into wood to build their nests. Their queen can be almost one inch long!

If you stay allurt, you are sure to see some ants. Take some time and watch these amazing insects at work.

- | | | |
|----------|----------|----------|
| 1. _____ | 3. _____ | 5. _____ |
| 2. _____ | 4. _____ | 6. _____ |

Writing Activity

What types of insects live in your backyard or neighborhood park? Write a short paragraph about the insects you see around you. Use at least four spelling words in your description.

Name _____

Look at the words in each set below. One word in each set is spelled correctly. Use a pencil to fill in the circle next to the correct word. Before you begin, look at the sample set of words. Sample A has been done for you. Do Sample B by yourself. When you are sure you know what to do, you may go on with the rest of the page.

Sample A:

- (A) sueperb
- (B) superb
- (C) sooperb
- (D) scuperb

Sample B:

- (E) emerge
- (F) eamerje
- (G) emerje
- (H) eamerge

- | | | | |
|--|---|--|---|
| 1. (A) service
(B) cervise
(C) servase
(D) servise | 6. (E) fernice
(F) furnase
(G) furnace
(H) fernace | 11. (A) perrhaps
(B) perhaps
(C) perhapps
(D) pirhaps | 16. (E) werlwind
(F) wirlwind
(G) wurlwind
(H) whirlwind |
| 2. (E) uhkert
(F) alert
(G) allert
(H) alurt | 7. (A) disturb
(B) disterb
(C) distirb
(D) disturbe | 12. (E) landturn
(F) lantern
(G) lanturn
(H) lantirn | 17. (A) capchure
(B) kapture
(C) kapchure
(D) capture |
| 3. (A) moddern
(B) modurn
(C) modirne
(D) modern | 8. (E) merchant
(F) merchante
(G) merchant
(H) merchente | 13. (A) surprise
(B) suprise
(C) suprize
(D) surprice | 18. (E) thirstie
(F) thirstey
(G) thirstee
(H) thirsty |
| 4. (E) concert
(F) consert
(G) concirt
(H) consirte | 9. (A) consern
(B) connsern
(C) concirne
(D) concern | 14. (E) purchise
(F) purchase
(G) purchese
(H) purchace | 19. (A) sirvive
(B) cervive
(C) survive
(D) cirvive |
| 5. (A) eestern
(B) estern
(C) eastern
(D) easturn | 10. (E) burrow
(F) burrough
(G) burroe
(H) buro | 15. (A) nervise
(B) nerveas
(C) nervous
(D) nervose | 20. (E) perswade
(F) persuede
(G) persuade
(H) perswaid |

Name _____

Read each sentence. If an underlined word is spelled wrong, fill in the circle that goes with that word. If no word is spelled wrong, fill in the circle below NONE. Read Sample A, and do Sample B.

A. I want to see the whales very mutch.
 A B C

NONE
A. (A) (B) (C) (D)

B. The truth is that the nite should be on the throne.
 E F G

NONE
B. (E) (F) (G) (H)

1. I tried to purswade my cousin to take a different route.
 A B C

NONE
1. (A) (B) (C) (D)

2. This fairy tail is certainly nonsense.
 E F G

NONE
2. (E) (F) (G) (H)

3. A runner is often breathless and uncumfetable.
 A B C

NONE
3. (A) (B) (C) (D)

4. Perhaps this comun knowledge has been proven.
 E F G

NONE
4. (E) (F) (G) (H)

5. One reesin you may misplace your keys is that you
 A B
 are nervous.
 C

NONE
5. (A) (B) (C) (D)

6. Weave been unable to persuade him.
 E F G

NONE
6. (E) (F) (G) (H)

7. Don't disappoint us by losing the pashuns that we will
 A B
 hopefully keep.
 C

NONE
7. (A) (B) (C) (D)

8. Who's happiness is affected by a sunny day?
 E F G

NONE
8. (E) (F) (G) (H)

9. Our concern is you will be uncomfortable during the
 A B
 concert.
 C

NONE
9. (A) (B) (C) (D)

10. We've proven that this is nonesens.
 E F G

NONE
10. (E) (F) (G) (H)

Name _____

- | | |
|--|-----------------------------|
| 11. Listen to the <u>reason</u> and <u>purhaps</u> you won't be
<u>A</u> <u>B</u>
<u>nervous</u> .
<u>C</u> | NONE
11. (A) (B) (C) (D) |
| 12. Do you <u>often</u> <u>missplase</u> <u>common</u> items?
<u>E</u> <u>F</u> <u>G</u> | NONE
12. (E) (F) (G) (H) |
| 13. I was <u>unable</u> to feel <u>happiness</u> , even on a <u>suny</u> day.
<u>A</u> <u>B</u> <u>C</u> | NONE
13. (A) (B) (C) (D) |
| 14. <u>Certainly</u> and <u>hopefully</u> , my <u>concern</u> will be addressed.
<u>E</u> <u>F</u> <u>G</u> | NONE
14. (E) (F) (G) (H) |
| 15. The <u>concert</u> did not <u>disappoint</u> my <u>cussin</u> .
<u>A</u> <u>B</u> <u>C</u> | NONE
15. (A) (B) (C) (D) |
| 16. <u>Often</u> there is no <u>reason</u> that it can not be <u>proovin</u> .
<u>E</u> <u>F</u> <u>G</u> | NONE
16. (E) (F) (G) (H) |
| 17. We <u>sirtainly</u> had wondered <u>whose</u> <u>tale</u> it was.
<u>A</u> <u>B</u> <u>C</u> | NONE
17. (A) (B) (C) (D) |
| 18. <u>Perhaps</u> that <u>sunny</u> spot is making you <u>uncomfortable</u> .
<u>E</u> <u>F</u> <u>G</u> | NONE
18. (E) (F) (G) (H) |
| 19. <u>We've</u> <u>hopfully</u> seen your <u>patience</u> last.
<u>A</u> <u>B</u> <u>C</u> | NONE
19. (A) (B) (C) (D) |
| 20. My <u>cousin</u> was <u>breatheles</u> as he tried to <u>persuade</u> us.
<u>E</u> <u>F</u> <u>G</u> | NONE
20. (E) (F) (G) (H) |
| 21. <u>Whose</u> <u>root</u> did you take to the <u>concert</u> hall?
<u>A</u> <u>B</u> <u>C</u> | NONE
21. (A) (B) (C) (D) |
| 22. He was <u>nerveus</u> and <u>breathless</u> as he told us the <u>tale</u> .
<u>E</u> <u>F</u> <u>G</u> | NONE
22. (E) (F) (G) (H) |
| 23. It will <u>dissapont</u> me if you <u>misplace</u> the map and <u>route</u> .
<u>A</u> <u>B</u> <u>C</u> | NONE
23. (A) (B) (C) (D) |
| 24. Lack of <u>patience</u> is a <u>common</u> <u>consern</u> .
<u>E</u> <u>F</u> <u>G</u> | NONE
24. (E) (F) (G) (H) |
| 25. I am <u>unable</u> to feel <u>happynes</u> because of his <u>nonsense</u> .
<u>A</u> <u>B</u> <u>C</u> | NONE
25. (A) (B) (C) (D) |